

## HERITAGE TOURING CUP GRAND PRIX DE L'AGE D'OR FREE PRACTICE

### Classification

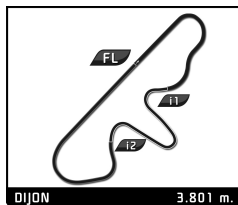
Nr. Drivers	Team	Car	Cl	Time	Lap Total	Gap	Kph
1	44 D. FERRER / MR JOHN OF B		TC1	<b>1:34.208</b>	7 15	-	145.2
2	5 C. VAN RIET / R. BORMAN	FORD Escort 1600 RS	TC1	1:35.540	3 14	+1.332	143.2
3	92 J. BASSO / R. BASSO	BMW 3.0 CSL	TC1	1:35.666	13 16	+1.458	143.0
4	63 R. BASSO / J. BASSO	BMW 635 CSi	TC1	1:36.098	8 10	+1.890	142.4
5	17 S. DANCE	FORD Capri 2600 RS	TC1	1:37.095	13 13	+2.887	140.9
6	22 A. BEVERLEY	VOLVO 240 Turbo	TC1	1:37.186	9 10	+2.978	140.8
7	72 F. MESTROT / J. DA ROCHA	FORD Escort 1600 RS	TC1	1:37.329	6 13	+3.121	140.6
8	19 T. SUMMERS / J. COTTINGHAM	ROVER Vitesse	TC1	1:37.874	5 7	+3.666	139.8
9	7 E. BROUTIN / B. de FORTIS	CHEVROLET Camaro Z 28	TC1	1:37.938	4 11	+3.730	139.7
10	73 C. BOISSY / E. SECHAUD	FORD Escort 2000 RS	TC1	1:38.841	2 2	+4.633	138.4
11	12 B. GILL	FORD Escort 1600 RS	TC1	1:38.846	12 15	+4.638	138.4
12	8 J. BUSSOLINI / J. BUSSOLINI	ALFA ROMEO GTV 6	TC1	1:39.251	4 9	+5.043	137.9
13	23 R. BOOS / P. GOURY	BMW 635 CSi	TC1	1:39.480	15 16	+5.272	137.6
14	10 P. BEDDOW	BMW 635 CSi	TC1	1:39.793	12 14	+5.585	137.1
15	30 C. TRABER / N. TRABER	BMW 2002 TI	TC1	1:41.047	15 15	+6.839	135.4
16	42 P. WILWERT / T. MAILLIET	ALFA ROMEO 1750 GTAM	TC1	1:42.482	10 14	+8.274	133.5
17	65 G. PETER / Y. MAHE	FORD Capri 2600 RS	TC1	1:43.579	7 8	+9.371	132.1
18	59 L. GUITTENY	ALFA ROMEO 1750 GTAM	TC1	1:43.889	7 12	+9.681	131.7
19	51 B. PORON	BMW 320	TC1	1:44.089	8 9	+9.881	131.5
20	54 A. COCHIN	MERCEDES 350 SLC	TC1	1:47.002	7 7	+12.794	127.9
21	6 D. CLARK	FORD Falcon Sprint	TC2	1:47.606	2 5	+13.398	127.2
22	4 C. WILLIAMS / C. WILLIAMS	ROVER Vitesse TWR	TC1				
23	11 C. FIRMINICH	BMW 3.0 CSL	TC1				
24	16 D. KOHLER	FORD Escort 1600 RS	TC1				
25	27 R. POSTINS	ROVER Vitesse TWR	TC1				

Fastest Lap	Lap 7	David FERRER	1:34.208	145.2 Kph
-------------	-------	--------------	----------	-----------

Published at: .....

Track Status: **DRY**

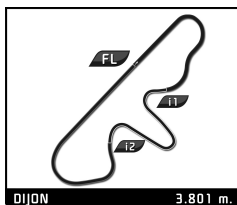
Race Director:	Timekeeper:
----------------	-------------



## HERITAGE TOURING CUP GRAND PRIX DE L'AGE D'OR FREE PRACTICE

### Best Sector Times

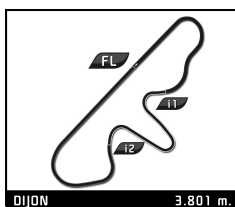
SECTOR 1			SECTOR 2			SECTOR 3			Pos	Team	Cl	Ideal Lap	Best Lap
Pos	Driver	Time	Driver	Time	Driver	Time							
1	92 J.BASSO	25.696	5 C.VAN RIET	34.444	44 D.FERRER	33.299	1	44	TC1	1'33.916	1:34.208	(1)	
2	63 R.BASSO	25.776	44 D.FERRER	34.601	5 C.VAN RIET	34.375	2	5	TC1	1'34.721	1:35.540	(2)	
3	5 C.VAN RIET	25.902	12 B.GILL	34.930	92 J.BASSO	34.485	3	92	TC1	1'35.181	1:35.666	(3)	
4	44 D.FERRER	26.016	92 J.BASSO	35.000	7 E.BROUTIN	34.527	4	63	TC1	1'36.098	1:36.098	(4)	
5	22 A.BEVERLEY	26.287	17 S.DANCE	35.140	22 A.BEVERLEY	34.661	5	22	TC1	1'36.418	1:37.186	(6)	
6	72 F.MESTROT	26.600	63 R.BASSO	35.319	17 S.DANCE	34.758	6	72	TC1	1'36.829	1:37.329	(7)	
7	19 T.SUMMERS	26.909	72 F.MESTROT	35.419	72 F.MESTROT	34.810	7	17	TC1	1'36.898	1:37.095	(5)	
8	17 S.DANCE	27.000	22 A.BEVERLEY	35.470	23 R.BOOS	34.916	8	19	TC1	1'37.843	1:37.874	(8)	
9	23 R.BOOS	27.032	8 J.BUSSOLINI	35.902	19 T.SUMMERS	34.934	9	7	TC1	1'37.938	1:37.938	(9)	
10	10 P.BEDDOW	27.084	73 C.BOISSY	35.945	63 R.BASSO	35.003	10	12	TC1	1'38.285	1:38.846	(11)	
11	7 E.BROUTIN	27.097	19 T.SUMMERS	36.000	73 C.BOISSY	35.019	11	73	TC1	1'38.699	1:38.841	(10)	
12	8 J.BUSSOLINI	27.186	7 E.BROUTIN	36.314	12 B.GILL	35.854	12	23	TC1	1'38.970	1:39.480	(13)	
13	30 C.TRABER	27.425	10 P.BEDDOW	36.678	10 P.BEDDOW	36.031	13	8	TC1	1'39.251	1:39.251	(12)	
14	12 B.GILL	27.501	23 R.BOOS	37.022	8 J.BUSSOLINI	36.163	14	10	TC1	1'39.793	1:39.793	(14)	
15	73 C.BOISSY	27.735	30 C.TRABER	37.034	65 G.PETER	36.446	15	30	TC1	1'40.974	1:41.047	(15)	
16	59 L.GUITTENY	27.747	42 P.WILWERT	37.151	30 C.TRABER	36.515	16	42	TC1	1'41.933	1:42.482	(16)	
17	51 B.PORON	27.926	65 G.PETER	37.177	42 P.WILWERT	36.555	17	65	TC1	1'42.343	1:43.579	(17)	
18	42 P.WILWERT	28.227	51 B.PORON	37.360	6 D.CLARK	36.724	18	59	TC1	1'43.536	1:43.889	(18)	
19	65 G.PETER	28.720	59 L.GUITTENY	38.065	59 L.GUITTENY	37.724	19	51	TC1	1'44.065	1:44.089	(19)	
20	54 A.COCHIN	29.286	54 A.COCHIN	38.704	54 A.COCHIN	37.937	20	54	TC1	1'45.927	1:47.002	(20)	
21	6 D.CLARK	30.183	6 D.CLARK	39.136	51 B.PORON	38.779	21	6	TC2	1'46.043	1:47.606	(21)	



**HERITAGE TOURING CUP**  
**GRAND PRIX DE L'AGE D'OR**  
**FREE PRACTICE**

**Fastest Lap Sequence**

Practice Time	Team	Car	Class	Driver	Time	Kph	Lap
3:39.544	5	FORD Escort 1600 RS	TC1	Christophe VAN RIET	1:37.112	140.9	2
5:15.084	5	FORD Escort 1600 RS	TC1	Christophe VAN RIET	1:35.540	143.2	3
15:36.947	44		TC1	David FERRER	1:34.208	145.2	7

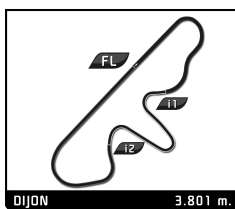


## HERITAGE TOURING CUP GRAND PRIX DE L'AGE D'OR FREE PRACTICE

### Analysis

■ Personal Best ■ Session Best B Crossing the finish line in pit lane

Lap	D	Time	Sector 1	Sector 2	Sector 3	Kph	Elapsed	Lap	D	Time	Sector 1	Sector 2	Sector 3	Kph	Elapsed
5								FORD Escort 1600 RS TC1							
1.Christophe VAN RIET															
2.Raphaël BORMAN															
1	1	2:02.432	48.938	37.593	35.901	111.8	2:02.432	3	1	3:21.492 B	29.361	38.451	2:13.680	67.9	7:42.488
2	1	1:37.112	27.389	34.872	34.851	140.9	3:39.544	4	1	1:53.386	36.894	38.866	37.626	120.7	9:35.874
3	1	1:35.540	25.923	34.713	34.904	143.2	5:15.084	5	1	1:43.892	28.551	38.266	37.075	131.7	11:19.766
4	1	1:35.923	26.135	34.444	35.344	142.7	6:51.007	6	1	1:42.794	28.370	37.200	37.224	133.1	13:02.560
5	1	1:37.159	25.982	36.436	34.741	140.8	8:28.166	7	1	1:42.378	27.960	37.375	37.043	133.7	14:44.938
6	1	1:35.768	25.941	34.783	35.044	142.9	10:03.934	8	1	3:53.133 B	27.575	40.041	2:45.517	58.7	18:38.071
7	1	1:35.754	26.617	34.762	34.375	142.9	11:39.688	9	1	1:50.543	35.423	38.147	36.973	123.8	20:28.614
8	1	1:35.817	25.965	35.048	34.804	142.8	13:15.505	10	1	1:41.095	27.489	36.993	36.613	135.4	22:09.709
9	1	4:21.103 B	25.959	34.582	3:20.562	52.4	17:36.608	11	1	1:40.981	27.740	36.697	36.544	135.5	23:50.690
10	1	1:44.104	32.615	36.383	35.106	131.4	19:20.712	12	1	1:39.793	27.084	36.678	36.031	137.1	25:30.483
11	1	1:37.147	26.758	35.628	34.761	140.9	20:57.859	13	1	1:41.427	27.367	37.477	36.583	134.9	27:11.910
12	1	1:36.136	26.179	35.055	34.902	142.3	22:33.995	14	1	2:03.774 B	27.610	36.743	59.421	110.6	29:15.684
13	1	1:35.688	25.902	35.184	34.602	143.0	24:09.683								
14	1	1:36.142	26.122	34.977	35.043	142.3	25:45.825								
6								FORD Falcon Sprint TC2							
1.David CLARK															
1	1	2:17.193	57.511	41.524	38.158	99.7	2:17.193								
2	1	1:47.606	30.183	40.699	36.724	127.2	4:04.799								
3	1	1:51.297	32.093	41.069	38.135	122.9	5:56.096								
4	1	1:47.617	30.347	39.734	37.536	127.2	7:43.713								
5	1	1:49.421	30.610	39.136	39.675	125.1	9:33.134								
7								CHEVROLET Camaro Z 28 TC1							
1.Eric BROUTIN															
2.Benjamin de FORTIS															
1	1	4:58.995	3:46.126	37.244	35.625	45.8	4:58.995								
2	1	1:39.367	27.796	36.516	35.055	137.7	6:38.362								
3	1	1:38.434	27.188	36.464	34.782	139.0	8:16.796								
4	1	1:37.938	27.097	36.314	34.527	139.7	9:54.734								
5	1	1:38.939	27.339	36.840	34.760	138.3	11:33.673								
6	1	4:02.373 B	29.372	36.813	2:56.188	56.5	15:36.046								
7	1	1:47.243	34.981	36.973	35.289	127.6	17:23.289								
8	1	1:39.152	27.394	36.705	35.053	138.0	19:02.441								
9	1	1:39.560	27.570	36.743	35.247	137.4	20:42.001								
10	1	1:39.232	27.338	36.601	35.293	137.9	22:21.233								
11	1	1:39.950	28.094	36.688	35.168	136.9	24:01.183								
8								ALFA ROMEO GTV 6 TC1							
1.Jean Marc BUSSOLINI															
2.Julien BUSSOLINI															
1	1	3:00.520	1:43.197	39.083	38.240	75.8	3:00.520								
2	1	1:43.827	28.805	36.604	38.418	131.8	4:44.347								
3	1	1:40.504	27.758	36.410	36.336	136.1	6:24.851								
4	1	1:39.251	27.186	35.902	36.163	137.9	8:04.102								
5	1	3:11.048 B	28.607	36.751	2:05.690	71.6	11:15.150								
6	1	1:49.305	33.893	38.433	36.979	125.2	13:04.455								
7	1	1:40.927	27.549	36.220	37.158	135.6	14:45.382								
8	1	1:41.691	27.506	37.952	36.233	134.6	16:27.073								
9	1	1:40.021	27.299	36.487	36.235	136.8	18:07.094								
10								BMW 635 CSI TC1							
1.Paul BEDDOW															
1	1	2:32.249	1:09.122	42.869	40.258	89.9	2:32.249								
2	1	1:48.747	29.820	40.604	38.323	125.8	4:20.996								
12								FORD Escort 1600 RS TC1							
1.Ben GILL															
1	1	2:32.724	1:14.948	38.709	39.067	89.6	2:32.724								
2	1	1:45.380	30.003	37.221	38.156	129.9	4:18.104								
3	1	3:20.596 B	28.467	35.733	2:16.396	68.2	7:38.700								
4	1	1:54.656	39.195	37.513	37.948	119.3	9:33.356								
5	1	1:42.149	28.661	36.046	37.442	134.0	11:15.505								
6	1	1:41.755	28.932	35.881	36.942	134.5	12:57.260								
7	1	1:40.342	28.158	35.486	36.698	136.4	14:37.602								
8	1	1:41.049	27.747	35.713	37.589	135.4	16:18.651								
9	1	1:39.614	28.193	34.930	36.491	137.4	17:58.265								
10	1	1:40.353	27.501	35.566	37.286	136.4	19:38.618								
11	1	1:39.602	28.328	35.420	35.854	137.4	21:18.220								
12	1	1:38.846	27.639	35.141	36.066	138.4	22:57.066								
13	1	3:18.532 B	28.801	41.358	2:08.373	68.9	26:15.598								
14	1	1:47.042	33.945	36.140	36.957	127.8	28:02.640								
15	1	1:41.901	27.855	36.966	37.080	134.3	29:44.541								
17								FORD Capri 2600 RS TC1							
1.Steve DANCE															
1	1	2:44.577	1:23.702	40.975	39.900	83.1	2:44.577								
2	1	1:43.791	31.237	36.700	35.854	131.8	4:28.368								
3	1	1:39.148	27.877	36.093	35.178	138.0	6:07.516								
4	1	1:39.461	28.374	35.888	35.199	137.6	7:46.977								
5	1	1:42.048	29.965	36.719	35.364	134.1	9:29.025								
6	1	1:38.437	27.626	35.865	34.946	139.0	11:07.462								
7	1	3:29.467 B	27.767	35.568	2:26.132	65.3	14:36.929								
8	1	1:44.026	32.782	36.070	35.174	131.5	16:20.955								
9	1	1:38.543	27.699	36.086	34.758	138.9	17:59.498								
10	1	1:38.335	27.082	35.859	35.394	139.2	19:37.833								
11	1	1:37.878	27.258	35.586	35.034	139.8	21:15.711								
12	1	1:37.624	27.159	35.454	35.011	140.2	22:53.335								
13	1	1:37.095	27.111	35.140	34.844	140.9	24:30.430								
19								ROVER Vitesse TC1							
1.Tim SUMMERS															
2.James COTTINGHAM															
1	1	3:33.482	2:20.937	36.834	35.711	64.1	3:33.482								
2	1	1:42.035	29.653	36.901	35.481	134.1	5:15.517								
3	1	1:39.414	26.909	37.205	35.300	137.6	6:54.931								
4	1	1:38.835	27.573	36.302	34.960	138.4	8:33.766								
5	1	1:37.874	26.919	36.012	34.943	139.8	10:11.640								
6	1	3:50.310 B	28.271	36.000	2:46.039	59.4	14:01.950								
7	1	1:45.703	33.674	37.095	34.934	129.5	15:47.653								

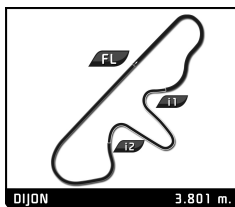


## HERITAGE TOURING CUP GRAND PRIX DE L'AGE D'OR FREE PRACTICE

### Analysis

■ Personal Best ■ Session Best B Crossing the finish line in pit lane

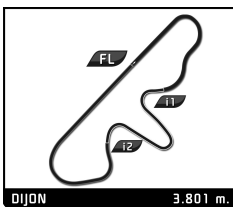
Lap	D	Time	Sector 1	Sector 2	Sector 3	Kph	Elapsed	Lap	D	Time	Sector 1	Sector 2	Sector 3	Kph	Elapsed
<b>22</b> 1.Andrew BEVERLEY VOLVO 240 Turbo TC1								4	1	3:55.628 B	28.403	37.450	2:49.775	58.1	10:14.325
1	1	2:16.821	55.796	41.447	39.578	100.0	2:16.821	5	1	1:52.981	36.739	37.906	38.336	121.1	12:07.306
2	1	1:44.717	29.052	39.974	35.691	130.7	4:01.538	6	1	1:43.647	28.227	37.395	38.025	132.0	13:50.953
3	1	1:40.566	27.810	37.193	35.563	136.1	5:42.104	7	1	1:43.224	28.408	37.377	37.439	132.6	15:34.177
4	1	1:39.141	27.586	36.004	35.551	138.0	7:21.245	8	1	1:44.631	29.533	37.675	37.423	130.8	17:18.808
5	1	5:53.934 B	27.755	35.470	4:50.709	38.7	13:15.179	9	1	1:44.365	29.839	37.971	36.555	131.1	19:03.173
6	1	1:46.143	34.090	35.765	36.288	128.9	15:01.322	10	1	1:42.482	28.547	37.151	36.784	133.5	20:45.655
7	1	1:37.613	26.625	35.852	35.136	140.2	16:38.935	11	1	4:12.555 B	28.337	37.778	3:06.440	54.2	24:58.210
8	1	1:37.432	27.002	35.769	34.661	140.4	18:16.367	12	1	1:56.911	36.840	40.622	39.449	117.0	26:55.121
9	1	1:37.186	26.287	36.123	34.776	140.8	19:53.553	13	1	1:48.469	28.847	39.627	39.995	126.2	28:43.590
10	1	1:37.499	26.668	35.525	35.306	140.3	21:31.052	14	1	1:47.751	29.094	39.157	39.500	127.0	30:31.341
<b>23</b> 1.Robert BOOS BMW 635 CSi TC1 2.Pascal GOURY								1	1	3:33.079	2:15.751	39.930	37.398	64.2	3:33.079
1	1	2:19.924	1:00.253	41.517	38.154	97.8	2:19.924	2	1	1:39.793	29.560	36.124	34.109	137.1	5:12.872
2	1	1:48.037	29.970	40.725	37.342	126.7	4:07.961	3	1	1:36.565	27.090	35.298	34.177	141.7	6:49.437
3	1	1:49.521	29.879	40.683	38.959	124.9	5:57.482	4	1	3:55.795 B	27.248	37.263	2:51.284	58.0	10:45.232
4	1	1:47.233	29.422	39.706	38.105	127.6	7:44.715	5	1	1:41.877	32.517	35.383	33.977	134.3	12:27.109
5	1	1:49.002	30.766	40.003	38.233	125.5	9:33.717	6	1	1:35.630	26.150	35.646	33.834	143.1	14:02.739
6	1	1:46.018	29.413	39.874	36.731	129.1	11:19.735	7	1	1:34.208	26.024	34.840	33.344	145.2	15:36.947
7	1	1:44.614	28.883	38.562	37.169	130.8	13:04.349	8	1	1:34.241	26.016	34.601	33.624	145.2	17:11.188
8	1	1:42.257	28.500	37.375	36.382	133.8	14:46.606	9	1	3:47.186 B	26.512	37.885	2:42.789	60.2	20:58.374
9	1	1:43.983	28.711	37.685	37.587	131.6	16:30.589	10	1	1:49.306	36.769	36.673	35.864	125.2	22:47.680
10	1	1:41.596	27.348	37.824	36.424	134.7	18:12.185	11	1	1:39.074	28.341	36.357	34.376	138.1	24:26.754
11	1	4:44.136 B	27.778	39.806	3:36.552	48.2	22:56.321	12	1	1:36.802	27.149	35.533	34.120	141.4	26:03.556
12	1	1:52.994	37.280	39.385	36.329	121.1	24:49.315	13	1	1:35.430	26.486	34.901	34.043	143.4	27:38.986
13	1	1:40.581	27.032	37.126	36.423	136.0	26:29.896	14	1	1:34.317	26.206	34.812	33.299	145.1	29:13.303
14	1	1:39.934	27.159	37.305	35.470	136.9	28:09.830	15	1	1:35.128	26.347	34.935	33.846	143.8	30:48.431
15	1	1:39.480	27.542	37.022	34.916	137.6	29:49.310								
16	1	1:41.642	27.106	38.964	35.572	134.6	31:30.952								
<b>30</b> 1.Christian TRABER BMW 2002 Ti TC1 2.Nicolas TRABER								1	1	4:58.349	3:29.765	44.777	43.807	45.9	4:58.349
1	1	3:17.604	1:48.675	45.953	42.976	69.2	3:17.604	2	1	1:52.169	29.469	41.303	41.397	122.0	6:50.518
2	1	1:53.265	32.324	41.263	39.678	120.8	5:10.869	3	1	6:18.579 B	29.515	39.854	5:09.210	36.1	13:09.097
3	1	1:50.363	30.878	40.428	39.057	124.0	7:01.232	4	1	1:54.869	36.346	38.677	39.846	119.1	15:03.966
4	1	1:46.750	28.865	39.301	38.584	128.2	8:47.982	5	1	1:45.348	28.540	37.897	38.911	129.9	16:49.314
5	1	1:46.145	28.958	38.957	38.230	128.9	10:34.127	6	1	1:44.816	28.040	37.673	39.103	130.5	18:34.130
6	1	3:22.281 B	31.832	39.379	2:11.070	67.6	13:56.408	7	1	1:44.502	28.170	37.553	38.779	130.9	20:18.632
7	1	1:54.585	36.630	38.868	39.087	119.4	15:50.993	8	1	1:44.089	27.926	37.360	38.803	131.5	22:02.721
8	1	1:44.896	28.086	38.884	37.926	130.4	17:35.889	9	1	1:44.950	28.109	37.552	39.289	130.4	23:47.671
9	1	1:44.945	28.439	38.907	37.599	130.4	19:20.834								
10	1	1:47.451	29.058	39.038	39.355	127.3	21:08.285								
11	1	3:16.138 B	29.209	39.955	2:06.974	69.8	24:24.423								
12	1	1:48.872	34.632	37.169	37.071	125.7	26:13.295								
13	1	1:41.384	27.425	37.210	36.749	135.0	27:54.679								
14	1	1:42.414	27.610	37.908	36.896	133.6	29:37.093								
15	1	1:41.047	27.498	37.034	36.515	135.4	31:18.140								
<b>42</b> 1.Patrick WILWERT ALFA ROMEO 1750 GTAM TC1 2.Tom MAILLIET								1	1	19:10.729 B	2:45.445	53.244	...	11.9	19:10.729
1	1	2:47.706	1:25.029	42.748	39.929	81.6	2:47.706	2	1	1:56.768	36.604	40.897	39.267	117.2	21:07.497
2	1	1:47.550	30.558	38.701	38.291	127.2	4:35.256	3	1	1:47.114	29.286	39.165	38.663	127.7	22:54.611
3	1	1:43.441	28.860	37.641	36.940	132.3	6:18.697	4	1	2:54.557 B	30.423	39.923	1:44.211	78.4	25:49.168
								5	1	1:55.533	36.449	39.407	39.677	118.4	27:44.701
								6	1	1:49.435	30.369	40.206	38.860	125.0	29:34.136
								7	1	1:47.002	30.361	38.704	37.937	127.9	31:21.138
<b>54</b> 1.Augustin COCHIN MERCEDES 350 SLC TC1								1	1	3:29.536	1:47.851	48.902	52.783	65.3	3:29.536
1	1	2:47.706	1:25.029	42.748	39.929	81.6	2:47.706	2	1	2:03.790	37.822	43.251	42.717	110.5	5:33.326
2	1	1:47.550	30.558	38.701	38.291	127.2	4:35.256								
3	1	1:43.441	28.860	37.641	36.940	132.3	6:18.697								
<b>59</b> 1.Lucien GUITTENY ALFA ROMEO 1750 GTAM TC1															



## HERITAGE TOURING CUP GRAND PRIX DE L'AGE D'OR FREE PRACTICE

Analysis

Lap	D	Time	Sector 1	Sector 2	Sector 3	Kph	Elapsed	Lap	D	Time	Sector 1	Sector 2	Sector 3	Kph	Elapsed
<div style="text-align: right;"> <span style="color: green;">■</span> Personal Best    <span style="color: purple;">■</span> Session Best    <span style="color: blue;">■</span> Crossing the finish line in pit lane                 </div>															
3	1	1:52.705	31.594	40.671	40.440	121.4	7:26.031								
4	1	1:46.977	29.281	38.756	38.940	127.9	9:13.008								
5	1	1:44.320	28.358	38.225	37.737	131.2	10:57.328								
6	1	1:44.439	28.638	38.065	37.736	131.0	12:41.767								
7	1	1:43.899	27.747	38.301	37.841	131.7	14:25.656								
8	1	1:43.977	27.918	38.259	37.800	131.6	16:09.633								
9	1	1:44.147	28.063	38.360	37.724	131.4	17:53.780								
10	1	1:46.296	28.545	38.827	38.924	128.7	19:40.076								
11	1	5:41.965 <b>B</b>	31.344	42.738	4:27.883	40.0	25:22.041								
12	1	1:55.315	37.556	39.334	38.425	118.7	27:17.356								
<div style="border: 1px solid black; padding: 5px; margin-top: 10px;"> <b>63</b> BMW 635 CSi TC1                      1.Ronald BASSO                      2.Jean-Claude BASSO                 </div>															
1	1	2:25.081	1:04.883	41.563	38.635	94.3	2:25.081								
2	1	1:43.670	28.235	38.570	36.865	132.0	4:08.751								
3	1	1:44.032	28.931	38.599	36.502	131.5	5:52.783								
4	1	8:02.066 <b>B</b>	27.063	36.270	6:58.733	28.4	13:54.849								
5	1	1:48.393	35.553	36.997	35.843	126.2	15:43.242								
6	1	1:37.728	26.569	35.981	35.178	140.0	17:20.970								
7	1	1:39.204	26.674	37.513	35.017	137.9	19:00.174								
8	1	1:36.098	25.776	35.319	35.003	142.4	20:36.272								
9	1	8:44.898 <b>B</b>	25.968	35.389	7:43.541	26.1	29:21.170								
10	1	1:47.763	34.230	37.467	36.066	127.0	31:08.933								
<div style="border: 1px solid black; padding: 5px; margin-top: 10px;"> <b>65</b> FORD Capri 2600 RS TC1                      1.Geoffroy PETER                      2.Yvan MAHE                 </div>															
1	1	4:48.044	3:19.366	45.552	43.126	47.5	4:48.044								
2	1	1:53.253	32.986	40.878	39.389	120.8	6:41.297								
3	1	1:52.426	31.269	41.895	39.262	121.7	8:33.723								
4	1	3:43.483 <b>B</b>	30.931	41.047	2:31.505	61.2	12:17.206								
5	1	1:55.783	39.417	38.266	38.100	118.2	14:12.989								
6	1	1:44.238	29.622	38.170	36.446	131.3	15:57.227								
7	1	1:43.579	28.720	37.956	36.903	132.1	17:40.806								
8	1	4:14.915 <b>B</b>	29.247	37.177	3:08.491	53.7	21:55.721								
<div style="border: 1px solid black; padding: 5px; margin-top: 10px;"> <b>72</b> FORD Escort 1600 RS TC1                      1.Fabrice MESTROT                      2.José DA ROCHA                 </div>															
1	1	6:07.792	4:34.357	46.398	47.037	37.2	6:07.792								
2	1	1:52.549	32.833	39.521	40.195	121.6	8:00.341								
3	1	1:47.288	31.893	38.416	36.979	127.5	9:47.629								
4	1	1:42.649	28.630	37.344	36.675	133.3	11:30.278								
5	1	1:39.541	28.127	36.094	35.320	137.5	13:09.819								
6	1	1:37.329	26.600	35.419	35.310	140.6	14:47.148								
7	1	1:38.271	27.201	36.260	34.810	139.2	16:25.419								
8	1	1:50.393	28.355	40.793	41.245	124.0	18:15.812								
9	1	4:54.131 <b>B</b>	30.602	39.962	3:43.567	46.5	23:09.943								
10	1	2:08.567	43.330	43.203	42.034	106.4	25:18.510								
11	1	1:59.752	33.369	47.807	38.576	114.3	27:18.262								
12	1	1:45.543	29.414	38.134	37.995	129.6	29:03.805								
13	1	1:43.602	29.034	37.904	36.664	132.1	30:47.407								
<div style="border: 1px solid black; padding: 5px; margin-top: 10px;"> <b>73</b> FORD Escort 2000 RS TC1                      1.Claude BOISSY                      2.Eric SECHAUD                 </div>															
1	1	9:35.659	8:17.848	39.521	38.290	23.8	9:35.659								
2	1	1:38.841	27.877	35.945	35.019	138.4	11:14.500								



## HERITAGE TOURING CUP GRAND PRIX DE L'AGE D'OR QUALIFYING

### Final Classification

Nr. Drivers	Team	Car	Cl	Time	Lap Total	Gap	Kph
1 73 C. BOISSY / E. SECHAUD		FORD Escort 2000 RS	TC1	<b>1:32.264</b>	2 9	-	<b>148.3</b>
2 19 T. SUMMERS / J. COTTINGHAM		ROVER Vitesse	TC1	<b>1:33.648</b>	12 13	+1.384	<b>146.1</b>
3 44 D. FERRER / MR JOHN OF B		Ford Capri RS 3100 Cologne	TC1	<b>1:33.672</b>	10 15	+1.408	<b>146.1</b>
4 5 C. VAN RIET / R. BORMAN		FORD Escort 1600 RS	TC1	<b>1:34.387</b>	5 15	+2.123	<b>145.0</b>
5 22 A. BEVERLEY		VOLVO 240 Turbo	TC1	<b>1:36.008</b>	6 15	+3.744	<b>142.5</b>
6 12 B. GILL		FORD Escort 1600 RS	TC1	<b>1:36.092</b>	14 14	+3.828	<b>142.4</b>
7 17 S. DANCE		FORD Capri 2600 RS	TC1	<b>1:36.322</b>	7 14	+4.058	<b>142.1</b>
8 65 G. PETER / Y. MAHE		FORD Capri 2600 RS	TC1	<b>1:36.778</b>	6 20	+4.514	<b>141.4</b>
9 72 F. MESTROT / J. DA ROCHA		FORD Escort 1600 RS	TC1	<b>1:37.320</b>	14 18	+5.056	<b>140.6</b>
10 7 E. BROUTIN / B. de FORTIS		CHEVROLET Camaro Z 28	TC1	<b>1:37.723</b>	15 17	+5.459	<b>140.0</b>
11 10 P. BEDDOW		BMW 635 CSi	TC1	<b>1:37.905</b>	13 18	+5.641	<b>139.8</b>
12 23 R. BOOS / P. GOURY		BMW 635 CSi	TC1	<b>1:38.058</b>	3 12	+5.794	<b>139.5</b>
13 8 J. BUSSOLINI / J. BUSSOLINI		ALFA ROMEO GTV 6	TC1	<b>1:38.544</b>	18 19	+6.280	<b>138.9</b>
14 59 L. GUITTENY		ALFA ROMEO 1750 GTAM	TC1	<b>1:39.949</b>	5 10	+7.685	<b>136.9</b>
15 30 C. TRABER / N. TRABER		BMW 2002 TI	TC1	<b>1:40.588</b>	10 13	+8.324	<b>136.0</b>
16 42 P. WILWERT / T. MAILLIET		ALFA ROMEO 1750 GTAM	TC1	<b>1:43.813</b>	3 13	+11.549	<b>131.8</b>
17 54 A. COCHIN		MERCEDES 350 SLC	TC1	<b>1:46.907</b>	7 9	+14.643	<b>128.0</b>
18 63 R. BASSO / J. BASSO		BMW 635 CSi	TC1	<b>2:00.273</b>	2 16	+28.009	<b>130.0</b>
19 92 J. BASSO / R. BASSO		BMW 3.0 CSL	TC1	<b>2:01.329</b>	2 18	+29.065	<b>142.1</b>

#### Not classified:

4 C. WILLIAMS / C. WILLIAMS		ROVER Vitesse TWR	TC1				
6 D. CLARK		FORD Falcon Sprint	TC2				
11 C. FIRMEINICH		BMW 3.0 CSL	TC1				
16 D. KOHLER		FORD Escort 1600 RS	TC1				
27 R. POSTINS		ROVER Vitesse TWR	TC1				
51 B. PORON		BMW 320	TC1				

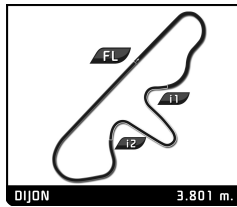
Fastest Lap	Lap 2	Claude BOISSY	<b>1:32.264</b>	148.3 Kph
-------------	-------	---------------	-----------------	-----------

CARS N° 63 - 92 ALL LAPS INVALIDATED DUE TO TRACK LIMITS  
 CAR N° 59 BEST TIME INVALIDATED DUE TO TRACK LIMITS  
 CAR N° 23 BEST 3 LAPS INVALIDATED DUE TO STEWARDS DECISION N° 6

Published at: .....

Track Status: **DRY**

Stewards:	Timekeeper:
-----------	-------------

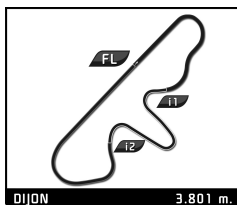


## HERITAGE TOURING CUP GRAND PRIX DE L'AGE D'OR QUALIFYING

### Best Sector Times

SECTOR 1			SECTOR 2			SECTOR 3			Pos	Team	Cl	Ideal Lap	Best Lap
Pos	Driver	Time	Driver	Time	Driver	Time							
1	73 C.BOISSY	25.116	73 C.BOISSY	33.809	73 C.BOISSY	33.247	1	73	TC1	1'32.172	1:32.264	(1)	
2	19 T.SUMMERS	25.231	5 C.VAN RIET	34.254	44 D.FERRER	33.271	2	44	TC1	1'33.404	1:33.672	(3)	
3	5 C.VAN RIET	25.369	92 J.BASSO	34.359	19 T.SUMMERS	33.464	3	19	TC1	1'33.479	1:33.648	(2)	
4	92 J.BASSO	25.575	12 B.GILL	34.487	92 J.BASSO	34.213	4	5	TC1	1'33.909	1:34.387	(4)	
5	44 D.FERRER	25.640	44 D.FERRER	34.493	22 A.BEVERLEY	34.251	5	92	TC1	1'34.147	2:01.329	(19)	
6	63 R.BASSO	25.680	19 T.SUMMERS	34.784	5 C.VAN RIET	34.286	6	22	TC1	1'35.243	1:36.008	(5)	
7	17 S.DANCE	26.050	22 A.BEVERLEY	34.935	17 S.DANCE	34.565	7	17	TC1	1'35.629	1:36.322	(7)	
8	22 A.BEVERLEY	26.057	17 S.DANCE	35.014	7 E.BROUTIN	34.566	8	63	TC1	1'35.728	2:00.273	(18)	
9	65 G.PETER	26.075	63 R.BASSO	35.180	23 R.BOOS	34.585	9	65	TC1	1'36.008	1:36.778	(8)	
10	23 R.BOOS	26.201	65 G.PETER	35.320	65 G.PETER	34.613	10	12	TC1	1'36.088	1:36.092	(6)	
11	10 P.BEDDOW	26.257	72 F.MESTROT	35.411	63 R.BASSO	34.868	11	23	TC1	1'36.924	1:36.989	(9)	
12	12 B.GILL	26.385	8 J.BUSSOLINI	35.748	72 F.MESTROT	35.170	12	7	TC1	1'37.042	1:37.723	(11)	
13	8 J.BUSSOLINI	26.572	10 P.BEDDOW	35.816	12 B.GILL	35.216	13	72	TC1	1'37.228	1:37.320	(10)	
14	72 F.MESTROT	26.647	7 E.BROUTIN	35.818	10 P.BEDDOW	35.431	14	10	TC1	1'37.504	1:37.905	(12)	
15	7 E.BROUTIN	26.658	23 R.BOOS	36.138	8 J.BUSSOLINI	35.843	15	8	TC1	1'38.163	1:38.544	(13)	
16	30 C.TRABER	27.062	59 L.GUITTENY	36.320	59 L.GUITTENY	36.116	16	59	TC1	1'39.795	1:39.949	(14)	
17	59 L.GUITTENY	27.359	30 C.TRABER	36.348	30 C.TRABER	36.818	17	30	TC1	1'40.228	1:40.588	(15)	
18	42 P.WILWERT	27.906	42 P.WILWERT	37.565	42 P.WILWERT	37.735	18	42	TC1	1'43.206	1:43.813	(16)	
19	54 A.COCHIN	30.110	54 A.COCHIN	38.302	54 A.COCHIN	38.495	19	54	TC1	1'46.907	1:46.907	(17)	

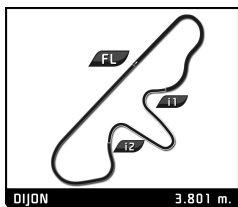




## HERITAGE TOURING CUP GRAND PRIX DE L'AGE D'OR QUALIFYING

### Fastest Lap Sequence

Practice Time	Team	Car	Class	Driver	Time	Kph	Lap
3:30.382	44	Ford Capri RS 3100 Cologne	TC1	David FERRER	1:36.123	142.4	2
3:32.353	5	FORD Escort 1600 RS	TC1	Christophe VAN RIET	1:36.104	142.4	2
5:06.215	44	Ford Capri RS 3100 Cologne	TC1	David FERRER	1:35.833	142.8	3
5:07.629	5	FORD Escort 1600 RS	TC1	Christophe VAN RIET	1:35.276	143.6	3
5:35.027	73	FORD Escort 2000 RS	TC1	Claude BOISSY	1:32.264	148.3	2

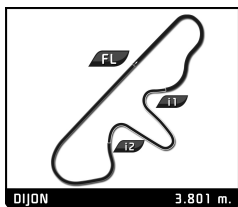


# HERITAGE TOURING CUP GRAND PRIX DE L'AGE D'OR QUALIFYING

Analysis

							<span style="color: green;">■</span> Personal Best <span style="color: purple;">■</span> Session Best <span style="color: blue;">■</span> Crossing the finish line in pit lane								
Lap	D	Time	Sector 1	Sector 2	Sector 3	Kph	Elapsed	Lap	D	Time	Sector 1	Sector 2	Sector 3	Kph	Elapsed
5							FORD Escort 1600 RS TC1								
1.Christophe VAN RIET															
2.Raphaël BORMAN															
1	1	1:56.249	43.715	36.714	35.820	117.7	1:56.249	17	1	1:43.352	30.928	36.092	36.332	132.4	35:40.834
2	1	1:36.104	26.019	34.868	35.217	142.4	3:32.353	18	1	1:38.544	26.572	36.059	35.913	138.9	37:19.378
3	1	1:35.276	25.369	35.069	34.838	143.6	5:07.629	19	1	1:38.837	26.874	35.748	36.215	138.4	38:58.215
4	1	1:35.409	25.646	34.254	35.509	143.4	6:43.038								
5	1	1:34.387	25.610	34.491	34.286	145.0	8:17.425								
6	1	2:26.812	B	25.750	35.842	1:25.220	93.2	10:44.237							
7	1	1:41.940	32.034	35.349	34.557	134.2	12:26.177								
8	1	1:35.166	25.739	34.793	34.634	143.8	14:01.343								
9	1	1:34.796	25.584	34.628	34.584	144.3	15:36.139								
10	1	1:35.080	25.761	34.623	34.696	143.9	17:11.219								
11	1	1:36.595	25.663	36.178	34.754	141.7	18:47.814								
12	1	5:34.480	B	26.625	36.040	4:31.815	40.9	24:22.294							
13	1	1:44.432	32.785	35.992	35.655	131.0	26:06.726								
14	1	1:35.498	25.816	34.826	34.856	143.3	27:42.224								
15	1	1:35.354	25.745	34.768	34.841	143.5	29:17.578								
7							CHEVROLET Camaro Z 28 TC1								
1.Eric BROUTIN															
2.Benjamin de FORTIS															
1	1	3:03.755	1:50.324	37.499	35.932	74.5	3:03.755								
2	1	1:40.018	27.662	36.958	35.398	136.8	4:43.773								
3	1	1:38.928	27.483	36.431	35.014	138.3	6:22.701								
4	1	1:40.863	27.732	37.552	35.579	135.7	8:03.564								
5	1	1:39.333	27.534	36.407	35.392	137.8	9:42.897								
6	1	1:39.106	27.303	36.558	35.245	138.1	11:22.003								
7	1	1:38.395	27.332	36.175	34.888	139.1	13:00.398								
8	1	1:40.091	27.646	36.928	35.517	136.7	14:40.489								
9	1	1:38.588	27.245	36.197	35.146	138.8	16:19.077								
10	1	3:25.210	B	27.880	37.642	2:19.688	66.7	19:44.287							
11	1	1:46.043	33.940	36.935	35.168	129.0	21:30.330								
12	1	1:56.316	26.928	54.295	35.093	117.6	23:26.646								
13	1	1:37.785	26.658	36.441	34.686	139.9	25:04.431								
14	1	1:38.326	27.104	36.201	35.021	139.2	26:42.757								
15	1	1:37.723	26.909	35.818	34.996	140.0	28:20.480								
16	1	1:40.445	28.433	37.446	34.566	136.2	30:00.925								
17	1	1:38.391	27.374	36.061	34.956	139.1	31:39.316								
8							ALFA ROMEO GTV 6 TC1								
1.Jean Marc BUSSOLINI															
2.Julien BUSSOLINI															
1	1	2:23.270	1:05.434	40.222	37.614	95.5	2:23.270								
2	1	1:48.978	30.169	39.899	38.910	125.6	4:12.248								
3	1	1:40.757	27.724	37.177	35.856	135.8	5:53.005								
4	1	1:38.838	27.007	35.770	36.061	138.4	7:31.843								
5	1	1:38.635	26.843	35.949	35.843	138.7	9:10.478								
6	1	3:29.199	B	27.020	35.925	2:26.254	65.4	12:39.677							
7	1	1:47.478	33.426	36.523	37.529	127.3	14:27.155								
8	1	1:42.448	27.518	36.870	38.060	133.6	16:09.603								
9	1	1:40.857	27.579	36.706	36.572	135.7	17:50.460								
10	1	1:40.212	27.270	36.313	36.629	136.5	19:30.672								
11	1	1:49.498	29.712	40.980	38.806	125.0	21:20.170								
12	1	1:38.650	26.795	35.829	36.026	138.7	22:58.820								
13	1	4:58.845	B	27.273	36.414	3:55.158	45.8	27:57.665							
14	1	1:50.545	34.503	37.702	38.340	123.8	29:48.210								
15	1	1:39.259	27.206	35.842	36.211	137.9	31:27.469								
16	1	2:30.013	B	26.579	36.057	1:27.377	91.2	33:57.482							
10							BMW 635 CSI TC1								
1.Paul BEDDOW															
1	1	2:45.290	1:20.646	42.631	42.013	82.8	2:45.290								
2	1	1:50.848	31.086	40.332	39.430	123.4	4:36.138								
3	1	1:45.892	28.923	38.716	38.253	129.2	6:22.030								
4	1	1:44.251	29.213	37.790	37.248	131.3	8:06.281								
5	1	1:41.572	27.590	37.076	36.906	134.7	9:47.853								
6	1	3:35.809	B	27.655	37.106	2:31.048	63.4	13:23.662							
7	1	1:49.696	35.002	37.631	37.063	124.7	15:13.358								
8	1	1:40.295	27.391	36.609	36.295	136.4	16:53.653								
9	1	1:39.603	27.080	36.346	36.177	137.4	18:33.256								
10	1	1:39.548	26.942	36.879	35.727	137.5	20:12.804								
11	1	1:38.577	27.181	35.816	35.580	138.8	21:51.381								
12	1	1:38.646	27.084	36.131	35.431	138.7	23:30.027								
13	1	1:37.905	26.389	35.930	35.586	139.8	25:07.932								
14	1	3:07.461	B	27.714	36.821	2:02.926	73.0	28:15.393							
15	1	1:47.412	34.214	37.335	35.863	127.4	30:02.805								
16	1	1:38.599	26.409	35.976	36.214	138.8	31:41.404								
17	1	1:38.234	26.257	36.396	35.581	139.3	33:19.638								
18	1	1:38.852	26.772	36.106	35.974	138.4	34:58.490								
12							FORD Escort 1600 RS TC1								
1.Ben GILL															
1	1	2:44.921	1:25.831	41.140	37.950	83.0	2:44.921								
2	1	1:40.866	29.158	35.855	35.853	135.7	4:25.787								
3	1	1:38.339	27.877	35.178	35.284	139.1	6:04.126								
4	1	1:38.847	28.537	34.855	35.455	138.4	7:42.973								
5	1	2:35.543	B	27.630	34.953	1:32.960	88.0	10:18.516							
6	1	1:45.236	33.636	35.876	35.724	130.0	12:03.752								
7	1	1:38.854	27.826	34.985	36.043	138.4	13:42.606								
8	1	1:36.532	26.794	34.493	35.245	141.8	15:19.138								
9	1	1:37.955	26.926	35.510	35.519	139.7	16:57.093								
10	1	1:37.437	27.141	34.997	35.299	140.4	18:34.530								
11	1	1:37.110	26.665	34.664	35.781	140.9	20:11.640								
12	1	1:37.569	26.916	34.642	36.011	140.2	21:49.209								
13	1	1:38.832	26.811	36.805	35.216	138.5	23:28.041								
14	1	1:36.092	26.385	34.487	35.220	142.4	25:04.133								
17							FORD Capri 2600 RS TC1								
1.Steve DANCE															
1	1	2:49.158	1:24.948	45.616	38.594	80.9	2:49.158								
2	1	1:40.716	28.476	36.959	35.281	135.9	4:29.874								
3	1	1:36.523	26.644	35.076	34.803	141.8	6:06.397								
4	1	1:36.643	26.750	35.328	34.565	141.6	7:43.040								
5	1	1:37.455	26.265	35.014	36.176	140.4	9:20.495								
6	1	1:37.462	26.646	35.934	34.882	140.4	10:57.957								
7	1	1:36.322	26.050	35.265	35.007	142.1	12:34.279								
8	1	1:36.521	26.485	35.138	34.898	141.8	14:10.800								
9	1	7:31.982	B	26.664	35.421	6:29.897	30.3	21:42.782							
10	1	1:50.009	36.602	37.857	35.550	124.4	23:32.791								
11	1	1:36.864	26.350	35.708	34.806	141.3	25:09.655								
12	1	1:36.879	26.361	35.791	34.727	141.2	26:46.534								



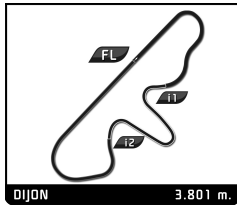


## HERITAGE TOURING CUP GRAND PRIX DE L'AGE D'OR QUALIFYING

### Analysis

■ Personal Best ■ Session Best B Crossing the finish line in pit lane

Lap	D	Time	Sector 1	Sector 2	Sector 3	Kph	Elapsed	Lap	D	Time	Sector 1	Sector 2	Sector 3	Kph	Elapsed
13	1	1:37.028	26.420	35.659	34.949	141.0	28:23.562								
14	1	1:37.187	26.385	35.905	34.897	140.8	30:00.749								
<b>19</b>															
1. Tim SUMMERS ROVER Vitesse TC1								30							
2. James COTTINGHAM								1. Christian TRABER BMW 2002 TI TC1							
								2. Nicolas TRABER							
1	1	1:56.967	43.581	38.059	35.327	117.0	1:56.967	1	1	2:29.877	1:08.051	42.050	39.776	91.3	2:29.877
2	1	1:36.483	26.539	35.583	34.361	141.8	3:33.450	2	1	1:52.117	32.585	40.871	38.661	122.0	4:21.994
3	1	1:35.686	26.202	35.077	34.407	143.0	5:09.136	3	1	1:47.072	28.810	39.688	38.574	127.8	6:09.066
4	1	1:34.505	25.869	34.879	33.757	144.8	6:43.641	4	1	1:45.496	28.031	38.415	39.050	129.7	7:54.562
5	1	4:22.343 B	26.246	34.831	3:21.266	52.2	11:05.984	5	1	1:43.884	28.074	38.004	37.806	131.7	9:38.446
6	1	1:42.487	31.203	35.632	35.652	133.5	12:48.471	6	1	4:25.007 B	28.034	38.013	3:18.960	51.6	14:03.453
7	1	12:33.647 B	26.080	35.956	...	18.2	25:22.118	7	1	1:51.341	36.079	37.945	37.317	122.9	15:54.794
8	1	1:43.283	32.375	36.278	34.630	132.5	27:05.401	8	1	1:40.747	27.328	36.348	37.071	135.8	17:35.541
9	1	1:37.221	27.066	36.216	33.939	140.7	28:42.622	9	1	1:41.505	27.088	37.424	36.993	134.8	19:17.046
10	1	1:34.998	26.092	35.442	33.464	144.0	30:17.620	10	1	1:40.588	27.118	36.652	36.818	136.0	20:57.634
11	1	1:33.773	25.414	34.798	33.561	145.9	31:51.393	11	1	4:01.312 B	27.062	36.804	2:57.446	56.7	24:58.946
12	1	1:33.648	25.344	34.784	33.520	146.1	33:25.041	12	1	1:58.033	41.517	38.565	37.951	115.9	26:56.979
13	1	1:33.815	25.231	34.919	33.665	145.9	34:58.856	13	1	1:43.372	28.065	37.918	37.389	132.4	28:40.351
<b>22</b>															
1. Andrew BEVERLEY VOLVO 240 Turbo TC1								42							
2. Tom MAILLIET								1. Patrick WILWERT ALFA ROMEO 1750 GTAM TC1							
								2. Tom MAILLIET							
1	1	2:20.693	1:01.001	41.371	38.321	97.3	2:20.693	1	1	2:57.676	1:37.609	40.085	39.982	77.0	2:57.676
2	1	1:42.760	30.074	37.104	35.582	133.2	4:03.453	2	1	1:45.909	28.780	38.825	38.304	129.2	4:43.585
3	1	1:37.127	27.178	35.483	34.466	140.9	5:40.580	3	1	1:43.813	28.077	37.662	38.074	131.8	6:27.398
4	1	1:36.412	26.650	35.328	34.434	141.9	7:16.992	4	1	1:44.606	28.409	37.974	38.223	130.8	8:12.004
5	1	1:36.055	26.340	35.217	34.498	142.5	8:53.047	5	1	1:44.624	28.472	37.565	38.587	130.8	9:56.628
6	1	1:36.008	26.442	34.935	34.631	142.5	10:29.055	6	1	1:44.680	28.192	38.153	38.335	130.7	11:41.308
7	1	5:11.095 B	29.126	38.709	4:03.260	44.0	15:40.150	7	1	1:44.172	28.386	38.051	37.735	131.4	13:25.480
8	1	1:47.606	35.451	36.884	35.271	127.2	17:27.756	8	1	5:13.135 B	28.358	38.196	4:06.581	43.7	18:38.615
9	1	4:04.092 B	26.261	35.534	3:02.297	56.1	21:31.848	9	1	2:14.167	54.463	41.219	38.485	102.0	20:52.782
10	1	1:43.523	32.740	36.231	34.552	132.2	23:15.371	10	1	5:36.303 B	27.906	37.614	4:30.783	40.7	26:29.085
11	1	1:36.134	26.057	35.826	34.251	142.3	24:51.505	11	1	1:59.933	37.108	41.877	40.948	114.1	28:29.018
12	1	5:58.600 B	26.539	36.560	4:55.501	38.2	30:50.105	12	1	1:50.872	30.276	40.677	39.919	123.4	30:19.890
13	1	1:43.636	32.458	36.374	34.804	132.0	32:33.741	13	1	1:49.421	29.356	40.205	39.860	125.1	32:09.311
14	1	3:19.665 B	26.348	38.077	2:15.240	68.5	35:53.406								
15	1	1:43.444	32.786	35.979	34.679	132.3	37:36.850								
<b>23</b>															
1. Robert BOOS BMW 635 CSI TC1								44							
2. Pascal GOURY								1. David FERRER Ford Capri RS 3100 Cologne TC1							
								2. MR JOHN OF B							
1	1	2:27.284	1:05.093	43.413	38.778	92.9	2:27.284	1	1	1:54.259	41.635	37.468	35.156	119.8	1:54.259
2	1	1:45.057	29.199	38.147	37.711	130.2	4:12.341	2	1	1:36.123	27.159	35.208	33.756	142.4	3:30.382
3	1	1:38.058	26.919	36.554	34.585	139.5	5:50.399	3	1	1:35.833	26.420	35.259	34.154	142.8	5:06.215
4	1	1:37.772	26.458	36.504	34.810	140.0	7:28.171	4	1	1:35.191	26.394	34.671	34.126	143.7	6:41.406
5	1	1:37.902	26.625	36.462	34.815	139.8	9:06.073	5	1	1:34.380	26.027	34.496	33.857	145.0	8:15.786
6	1	1:37.666	26.656	36.360	34.650	140.1	10:43.739	6	1	14:25.982 B	26.348	38.534	...	15.8	22:41.768
7	1	1:36.989	26.201	36.138	34.650	141.1	12:20.728	7	1	2:33.325 B	39.005	44.757	1:09.563	89.2	25:15.093
8	1	1:37.348	26.499	36.154	34.695	140.6	13:58.076	8	1	1:41.393	31.966	35.269	34.158	135.0	26:56.486
9	1	3:44.571 B	27.344	39.011	2:38.216	60.9	17:42.647	9	1	1:35.106	26.175	35.146	33.785	143.9	28:31.592
10	1	1:50.633	36.678	37.730	36.225	123.7	19:33.280	10	1	1:33.672	25.813	34.588	33.271	146.1	30:05.264
11	1	1:42.868	27.852	39.125	35.891	133.0	21:16.148	11	1	3:26.123 B	25.640	34.493	2:25.990	66.4	33:31.387
12	1	1:41.073	28.048	36.964	36.061	135.4	22:57.221	12	1	1:45.724	34.419	36.562	34.743	129.4	35:17.111
13	1	1:39.659	27.400	36.431	35.828	137.3	24:36.880	13	1	1:35.722	26.631	35.291	33.800	143.0	36:52.833
14	1	1:39.405	27.048	36.600	35.757	137.7	26:16.285	14	1	1:35.567	26.549	34.859	34.159	143.2	38:28.400
15	1	1:38.609	26.782	36.487	35.340	138.8	27:54.894	15	1	1:34.768	26.323	34.722	33.723	144.4	40:03.168
<b>54</b>															
1. Augustin COCHIN MERCEDES 350 SLC TC1								54							
								1. Augustin COCHIN							
1	1	2:20.218	57.477	41.659	41.082	97.6	2:20.218	1	1	2:20.218	57.477	41.659	41.082	97.6	2:20.218
2	1	1:52.460	31.945	40.866	39.649	121.7	4:12.678	2	1	1:52.460	31.945	40.866	39.649	121.7	4:12.678
3	1	1:50.710	31.347	39.833	39.530	123.6	6:03.388	3	1	1:50.710	31.347	39.833	39.530	123.6	6:03.388



## HERITAGE TOURING CUP GRAND PRIX DE L'AGE D'OR QUALIFYING

### Analysis

Personal Best Session Best B Crossing the finish line in pit lane

Lap	D	Time	Sector 1	Sector 2	Sector 3	Kph	Elapsed	Lap	D	Time	Sector 1	Sector 2	Sector 3	Kph	Elapsed
4	1	3:57.164 B	31.760	39.763	2:45.641	57.7	10:00.552	16	1	1:39.444	28.160	36.043	35.241	137.6	32:08.167
5	1	1:54.314	36.303	39.013	38.998	119.7	11:54.866	17	1	1:39.580	27.987	36.102	35.491	137.4	33:47.747
6	1	1:48.614	30.707	38.700	39.207	126.0	13:43.480	18	1	1:39.793	27.838	36.049	35.906	137.1	35:27.540
7	1	<b>1:46.907</b>	<b>30.110</b>	<b>38.302</b>	<b>38.495</b>	128.0	15:30.387	19	1	3:00.169 B	31.877	38.944	1:49.348	75.9	38:27.709
8	1	1:54.316	30.522	40.718	43.076	119.7	17:24.703	20	1	1:43.481	32.085	35.566	35.830	132.2	40:11.190
9	1	1:59.798	33.932	43.793	42.073	114.2	19:24.501								

59		1.Lucien GUITTENY		ALFA ROMEO 1750 GTAM TC1			
1	1	2:18.674	55.106	41.859	41.709	98.7	2:18.674
2	1	1:45.492	29.812	38.283	37.397	129.7	4:04.166
3	1	1:41.953	27.875	37.095	36.983	134.2	5:46.119
4	1	1:40.494	27.865	36.512	36.117	136.2	7:26.613
5	1	<b>1:39.949</b>	27.453	36.380	<b>36.116</b>	136.9	9:06.562
6	1	1:39.906	27.366	<b>36.320</b>	36.220	137.0	10:46.468
7	1	7:41.591 B	27.906	44.248	6:29.437	29.6	18:28.059
8	1	2:23.889	1:04.367	41.330	38.192	95.1	20:51.948
9	1	1:42.110	27.719	37.428	36.963	134.0	22:34.058
10	1	1:40.353	<b>27.359</b>	36.717	36.277	136.4	24:14.411

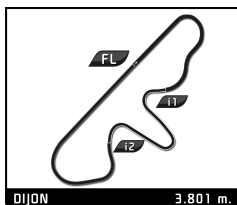
63		1.Ronald BASSO 2.Jean-Claude BASSO		BMW 635 CSi TC1			
1	1	2:22.346	1:02.244	40.930	39.172	96.1	2:22.346
2	1	<b>1:45.273</b>	30.666	38.743	35.864	130.0	4:07.619
3	1	1:38.686	26.919	36.300	35.467	138.7	5:46.305
4	1	1:39.116	26.875	36.717	35.524	138.1	7:25.421
5	1	1:37.801	26.593	35.915	35.293	139.9	9:03.222
6	1	1:37.381	26.363	35.827	35.191	140.5	10:40.603
7	1	6:24.214 B	26.217	36.103	5:21.894	35.6	17:04.817
8	1	1:48.778	34.678	37.801	36.299	125.8	18:53.595
9	1	1:37.691	26.519	35.866	35.306	140.1	20:31.286
10	1	1:37.690	26.602	35.635	35.453	140.1	22:08.976
11	1	1:36.509	26.137	<b>35.180</b>	35.192	141.8	23:45.485
12	1	1:36.817	26.220	35.339	35.258	141.3	25:22.302
13	1	7:06.925 B	26.934	38.959	6:01.032	32.1	32:29.227
14	1	1:43.132	31.975	35.583	35.574	132.7	34:12.359
15	1	1:36.493	26.149	35.476	<b>34.868</b>	141.8	35:48.852
16	1	1:40.198	27.335	37.192	35.671	136.6	37:29.050

65		1.Geoffroy PETER 2.Yvan MAHE		FORD Capri 2600 RS TC1			
1	1	2:29.395	1:04.565	43.524	41.306	91.6	2:29.395
2	1	1:52.774	32.542	43.081	37.151	121.3	4:22.169
3	1	1:40.391	27.600	35.821	36.970	136.3	6:02.560
4	1	1:37.419	27.083	35.571	34.765	140.5	7:39.979
5	1	1:40.519	26.756	36.622	37.141	136.1	9:20.498
6	1	<b>1:36.778</b>	<b>26.075</b>	36.090	<b>34.613</b>	141.4	10:57.276
7	1	1:37.866	26.086	<b>35.320</b>	36.460	139.8	12:35.142
8	1	5:43.379 B	29.875	39.780	4:33.724	39.8	18:18.521
9	1	1:52.643	37.513	37.585	37.545	121.5	20:11.164
10	1	1:44.902	30.268	38.312	36.322	130.4	21:56.066
11	1	1:41.958	28.712	37.355	35.891	134.2	23:38.024
12	1	1:41.438	28.729	36.636	36.073	134.9	25:19.462
13	1	1:43.499	29.685	38.042	35.772	132.2	27:02.961
14	1	1:44.622	29.209	38.186	37.227	130.8	28:47.583
15	1	1:41.140	28.765	36.010	36.365	135.3	30:28.723

72		1.Fabrice MESTROT 2.José DA ROCHA		FORD Escort 1600 RS TC1			
1	1	2:21.198	58.417	43.604	39.177	96.9	2:21.198
2	1	1:51.908	31.577	41.121	39.210	122.3	4:13.106
3	1	1:44.547	31.037	36.533	36.977	130.9	5:57.653
4	1	1:40.728	28.037	36.279	36.412	135.8	7:38.381
5	1	1:41.972	28.114	36.446	37.412	134.2	9:20.353
6	1	1:41.596	28.399	36.457	36.740	134.7	11:01.949
7	1	1:42.082	27.839	37.792	36.451	134.0	12:44.031
8	1	1:42.366	28.083	37.263	37.020	133.7	14:26.397
9	1	1:43.644	27.963	36.983	38.698	132.0	16:10.041
10	1	3:16.295 B	28.230	37.801	2:10.264	69.7	19:26.336
11	1	1:52.211	35.929	39.486	36.796	121.9	21:18.547
12	1	1:38.646	26.793	36.683	<b>35.170</b>	138.7	22:57.193
13	1	1:38.041	26.722	36.133	35.186	139.6	24:35.234
14	1	<b>1:37.320</b>	<b>26.647</b>	<b>35.411</b>	35.262	140.6	26:12.554
15	1	1:48.115	27.626	40.614	39.875	126.6	28:00.669
16	1	4:08.892 B	30.409	40.346	2:58.137	55.0	32:09.561
17	1	1:48.808	32.085	40.450	36.273	125.8	33:58.369
18	1	1:39.474	27.284	36.693	35.497	137.6	35:37.843

73		1.Claude BOISSY 2.Eric SECHAUD		FORD Escort 2000 RS TC1			
1	1	4:02.763	2:48.250	38.952	35.561	56.4	4:02.763
2	1	<b>1:32.264</b>	<b>25.116</b>	<b>33.809</b>	33.339	148.3	5:35.027
3	1	1:33.369	25.607	34.070	33.692	146.6	7:08.396
4	1	1:33.193	25.666	33.957	33.570	146.8	8:41.589
5	1	1:33.072	25.416	34.163	33.493	147.0	10:14.661
6	1	7:06.296 B	33.389	41.023	5:51.884	32.1	17:20.957
7	1	1:48.377	37.243	36.360	34.774	126.3	19:09.334
8	1	1:33.878	25.854	34.758	33.266	145.8	20:43.212
9	1	1:33.530	26.337	33.946	<b>33.247</b>	146.3	22:16.742

92		1.Jean-Claude BASSO 2.Ronald BASSO		BMW 3.0 CSL TC1			
1	1	2:15.686	59.609	40.911	35.166	100.8	2:15.686
2	1	<b>1:36.329</b>	27.077	35.039	<b>34.213</b>	142.1	3:52.015
3	1	1:35.023	25.777	34.749	34.497	144.0	5:27.038
4	1	1:35.275	25.669	35.025	34.581	143.6	7:02.313
5	1	9:18.075 B	29.617	40.147	8:08.311	24.5	16:20.388
6	1	1:49.163	36.282	36.799	36.082	125.4	18:09.551
7	1	1:36.996	26.227	35.849	34.920	141.1	19:46.547
8	1	1:35.975	26.035	35.449	34.911	142.6	21:22.522
9	1	1:36.511	26.004	35.514	34.993	141.8	22:59.033
10	1	1:37.949	26.334	36.088	35.527	139.7	24:36.982
11	1	1:36.120	25.945	34.969	35.206	142.4	26:13.102
12	1	1:37.645	25.992	36.345	35.308	140.1	27:50.747
13	1	1:34.976	25.792	34.880	34.304	144.1	29:25.723
14	1	1:34.323	25.722	<b>34.359</b>	34.242	145.1	31:00.046
15	1	3:28.871 B	27.457	39.116	2:22.298	65.5	34:28.917



**HERITAGE TOURING CUP**  
**GRAND PRIX DE L'AGE D'OR**  
**QUALIFYING**

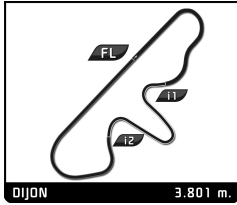
**Analysis**

DIJON 3.801 m.

■ Personal Best   ■ Session Best   **B** Crossing the finish line in pit lane

Lap	D	Time	Sector 1	Sector 2	Sector 3	Kph	Elapsed	Lap	D	Time	Sector 1	Sector 2	Sector 3	Kph	Elapsed
16	1	1:47.460	35.268	36.922	35.270	127.3	36:16.377								
17	1	2:04.955 <b>B</b>	<b>25.575</b>	34.787	1:04.593	109.5	38:21.332								
18	1	1:44.540	34.544	35.351	34.645	130.9	40:05.872								





**HERITAGE TOURING CUP**  
**GRAND PRIX DE L'AGE D'OR**  
**RACE (60')**

Starting Grid

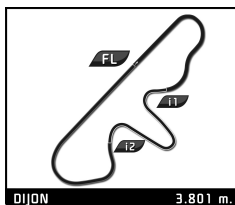
Benjamin PORON	51	- 11 -		
Jean-Claude BASSO	92	- 10 -	4	Chris WILLIAMS
1:46.907				
Augustin COCHIN	54	- 9 -	63	Ronald BASSO
1:40.588				1:43.813
Christian TRABER	30	- 8 -	42	Patrick WILWERT
1:38.544				1:39.949
Jean Marc BUSSOLINI	8	- 7 -	59	Lucien GUITTENY
1:37.905				1:36.989
Paul BEDDOW	10	- 6 -	23	Robert BOOS
1:37.320				1:37.723
Fabrice MESTROT	72	- 5 -	7	Eric BROUTIN
1:36.322				1:36.778
Steve DANCE	17	- 4 -	65	Geoffroy PETER
1:36.008				1:36.092
Andrew BEVERLEY	22	- 3 -	12	Ben GILL
1:33.672				1:34.387
David FERRER	44	- 2 -	5	Christophe VAN RIET
1:32.264				1:33.648
Claude BOISSY	73	- 1 -	19	Tim SUMMERS

Pole



Stewards:

Timekeeper:



# HERITAGE TOURING CUP

## GRAND PRIX DE L'AGE D'OR

### RACE ((60'))

### Final Classification

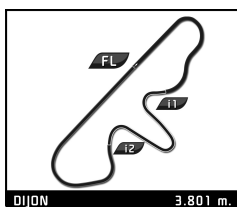
Drivers	Team	Vehicle	Class	Laps	Total Time	Gap	Kph	Best Lap	
								Lap	Time Kph
1 73 Claude BOISSY/Eric SECHAUD		FORD Escort 2000 RS	TC1	37	1:00:53.118	-	138.6	13	1:34.000 145.6
2 5 Christophe VAN RIET/Raphaël BORMAN		FORD Escort 1600 RS	TC1	37	1:00:54.254	+1.136	138.5	11	1:35.322 143.6
3 92 Jean-Claude BASSO/Ronald BASSO		BMW 3.0 CSL	TC1	37	1:01:02.813	+9.695	138.2	34	1:34.649 144.6
4 22 Andrew BEVERLEY		VOLVO 240 Turbo	TC1	37	1:01:07.764	+14.646	138.0	12	1:34.831 144.3
5 17 Steve DANCE		FORD Capri 2600 RS	TC1	37	1:01:23.606	+30.488	137.4	13	1:35.401 143.4
6 12 Ben GILL		FORD Escort 1600 RS	TC1	37	1:01:28.643	+35.525	137.3	5	1:35.804 142.8
7 7 Eric BROUTIN/Benjamin de FORTIS		CHEVROLET Camaro Z 28	TC1	36	1:01:26.976	1 Lap	133.6	32	1:38.310 139.2
8 8 Jean Marc BUSSOLINI/Julien BUSSOLINI		ALFA ROMEO GTV 6	TC1	36	1:01:31.675	1 Lap	133.4	5	1:38.321 139.2
9 10 Paul BEDDOW		BMW 635 CSI	TC1	36	1:01:51.711	1 Lap	132.7	14	1:38.240 139.3
10 59 Lucien GUIITTENY		ALFA ROMEO 1750 GTAM	TC1	36	1:02:28.633	1 Lap	131.4	7	1:40.011 136.8
11 23 Robert BOOS/Pascal GOURY		BMW 635 CSI	TC1	35	1:01:17.848	2 Laps	130.2	13	1:38.560 138.8
12 72 Fabrice MESTROT/José DA ROCHA		FORD Escort 1600 RS	TC1	35	1:01:34.855	2 Laps	129.6	9	1:37.081 141.0
13 42 Patrick WILWERT/Tom MAILLIET		ALFA ROMEO 1750 GTAM	TC1	35	1:01:59.677	2 Laps	128.8	16	1:40.371 136.3
14 30 Christian TRABER/Nicolas TRABER		BMW 2002 TI	TC1	34	1:01:46.948	3 Laps	125.5	5	1:39.626 137.3
<b>Not classified:</b>									
54 Augustin COCHIN		MERCEDES 350 SLC	TC1	25	46:13.669			25	1:43.554 132.1
44 David FERRER/ MR JOHN OF B		Ford Capri RS 3100 Cologne	TC1	24	39:37.784			5	1:34.218 145.2
19 Tim SUMMERS/James COTTINGHAM		ROVER Vitesse	TC1	22	36:43.952			22	1:34.080 145.4
51 Benjamin PORON		BMW 320	TC1	4	7:04.135			4	1:42.846 133.0
<b>Not started</b>									
4 Chris WILLIAMS/Charlie WILLIAMS		ROVER Vitesse TWR	TC1						
63 Ronald BASSO/Jean-Claude BASSO		BMW 635 CSI	TC1						
65 Geoffroy PETERY/van MAHE		FORD Capri 2600 RS	TC1						

<b>Pole Position</b>	C. BOISSY	1:32.264	
<b>Fastest Lap</b>	Lap 13 Claude BOISSY	1:34.000	145.6 Kph

Published at: .....

Track Status: **DRY**

<b>Stewards:</b>	<b>Timekeeper:</b>
------------------	--------------------



# HERITAGE TOURING CUP

## GRAND PRIX DE L'AGE D'OR

### RACE

#### Final Classification by Class

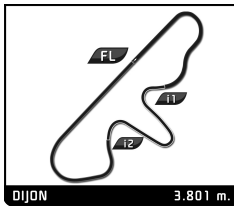
Nr. Drivers	Team	Car	Laps	Total Time	Gap	Kph	Best Lap		
							Lap	Time	Kph
<b>TC1</b>									
1	73 C. BOISSY / E. SECHAUD	FORD Escort 2000 RS	37	1:00:53.118		138.6	13	1:34.000	145.6
2	5 C. VAN RIET / R. BORMAN	FORD Escort 1600 RS	37	1:00:54.254	+1.136	138.5	11	1:35.322	143.6
3	92 J. BASSO / R. BASSO	BMW 3.0 CSL	37	1:01:02.813	+9.695	138.2	34	1:34.649	144.6
4	22 A. BEVERLEY	VOLVO 240 Turbo	37	1:01:07.764	+14.646	138.0	12	1:34.831	144.3
5	17 S. DANCE	FORD Capri 2600 RS	37	1:01:23.606	+30.488	137.4	13	1:35.401	143.4
6	12 B. GILL	FORD Escort 1600 RS	37	1:01:28.643	+35.525	137.3	5	1:35.804	142.8
7	7 E. BROUTIN / B. de FORTIS	CHEVROLET Camaro Z 28	36	1:01:26.976	1 Laps	133.6	32	1:38.310	139.2
8	8 J. BUSSOLINI / J. BUSSOLINI	ALFA ROMEO GTV 6	36	1:01:31.675	1 Laps	133.4	5	1:38.321	139.2
9	10 P. BEDDOW	BMW 635 CSi	36	1:01:51.711	1 Laps	132.7	14	1:38.240	139.3
10	59 L. GUITTENY	ALFA ROMEO 1750 GTAM	36	1:02:28.633	1 Laps	131.4	7	1:40.011	136.8
11	23 R. BOOS / P. GOURY	BMW 635 CSi	35	1:01:17.848	2 Laps	130.2	13	1:38.560	138.8
12	72 F. MESTROT / J. DA ROCHA	FORD Escort 1600 RS	35	1:01:34.855	2 Laps	129.6	9	1:37.081	141.0
13	42 P. WILWERT / T. MAILLIET	ALFA ROMEO 1750 GTAM	35	1:01:59.677	2 Laps	128.8	16	1:40.371	136.3
14	30 C. TRABER / N. TRABER	BMW 2002 TI	34	1:01:46.948	3 Laps	125.5	5	1:39.626	137.3
<b>Not classified:</b>									
54	A. COCHIN	MERCEDES 350 SLC	25	46:13.669		123.3	25	1:43.554	132.1
44	D. FERRER / MR JOHN OF B	Ford Capri RS 3100 Cologne	24	39:37.784	13 Laps	138.1	5	1:34.218	145.2
19	T. SUMMERS / J. COTTINGHAM	ROVER Vitesse	22	36:43.952		136.6	22	1:34.080	145.4
51	B. PORON	BMW 320	4	7:04.135	33 Laps	129.0	4	1:42.846	133.0
<b>Not started</b>									
4	C. WILLIAMS / C. WILLIAMS	ROVER Vitesse TWR				0.0			
63	R. BASSO / J. BASSO	BMW 635 CSi			37 Laps	0.0			
65	G. PETER / Y. MAHE	FORD Capri 2600 RS				0.0			

Published at: .....

Track Status: **DRY**

Stewards:	Timekeeper:
-----------	-------------



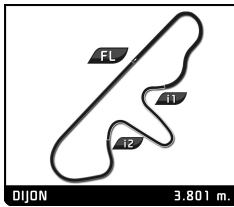


**HERITAGE TOURING CUP**  
**GRAND PRIX DE L'AGE D'OR**  
**RACE**

Lap Chart

		LAP																																	
Nr	Pos	Grid	1	2	3	4	5	6	7	8	9	10	11	12	13	14	15	16	17	18	19	20	21	22	23	24	25	26	27	28	29	30	31	32	
73	<b>1</b>	73	73	73	73	73	73	44	44	44	44	44	44	44	44	44	73	44	44	44	5	44	44	44	44	44	44	73	73	73	73	73	73	73	73
19	<b>2</b>	19	44	44	44	44	44	73	73	73	73	73	73	73	73	73	44	73	73	5	44	5	73	73	73	73	5	5	5	5	5	5	5	5	
44	<b>3</b>	44	19	19	19	19	19	17	17	19	19	19	19	19	19	17	17	17	5	22	73	73	5	19	5	5	17	17	17	17	17	17	22	22	
5	<b>4</b>	5	5	5	5	17	17	19	19	17	17	17	17	17	17	19	19	19	22	10	22	19	19	5	17	17	22	22	22	22	22	22	17	17	
22	<b>5</b>	22	17	17	17	5	12	5	5	5	5	5	5	5	5	5	5	5	12	73	19	17	17	17	22	22	92	92	92	92	92	92	92	92	
12	<b>6</b>	12	12	12	12	12	5	22	22	22	22	22	22	22	22	22	22	22	72	17	17	22	22	22	92	92	12	12	12	12	12	12	12	12	
17	<b>7</b>	17	7	22	22	22	22	12	12	12	12	12	12	12	12	12	12	12	10	19	12	12	12	12	12	12	8	8	8	8	8	8	8	8	
65	<b>8</b>	65	22	72	92	92	92	92	92	92	92	92	92	92	92	92	92	92	17	12	92	92	92	92	8	8	7	7	7	7	7	7	7	7	
72	<b>9</b>	72	72	7	7	7	7	7	7	8	7	7	7	7	7	7	7	8	19	92	8	8	8	8	7	7	10	10	10	10	10	10	10	10	
7	<b>10</b>	7	23	92	8	8	8	8	8	7	8	8	8	8	8	8	8	72	92	8	72	7	7	7	10	10	59	59	59	59	59	59	59	59	
10	<b>11</b>	10	92	8	23	23	23	23	23	23	23	23	23	23	23	23	23	10	8	72	7	72	72	10	59	59	23	23	23	23	23	23	23	23	
23	<b>12</b>	23	8	23	10	10	10	10	10	10	10	10	72	72	10	10	72	59	7	7	10	59	10	59	72	72	72	72	72	72	72	72	72	72	
8	<b>13</b>	8	30	10	72	72	72	72	72	72	72	10	10	72	72	10	10	42	59	59	59	10	59	72	23	23	42	42	42	42	42	42	42	42	
59	<b>14</b>	59	10	59	59	59	59	59	59	59	59	59	59	59	59	59	59	7	42	42	42	42	23	23	42	42	30	30	30	30	30	30	30	30	
30	<b>15</b>	30	59	42	42	42	42	42	42	42	42	42	42	42	42	42	42	23	23	23	23	23	42	42	30	30	54	54	54	54	54	54	54	54	
42	<b>16</b>	42	42	51	51	51	54	54	54	54	54	30	30	30	30	30	30	54	54	30	30	30	30	30	54	54	54	54	54	54	54	54	54	54	
54	<b>17</b>	54	51	54	54	54	30	30	30	30	54	54	54	54	54	54	54	30	30	54	54	54	54	54	54	54	54	54	54	54	54	54	54	54	
63	<b>18</b>	63	54	30	30	30	30	30	30	30	54	54	54	54	54	54	54	30	30	54	54	54	54	54	54	54	54	54	54	54	54	54	54	54	
92	<b>19</b>	92	92	92	92	92	92	92	92	92	92	92	92	92	92	92	92	92	92	92	92	92	92	92	92	92	92	92	92	92	92	92	92	92	
4	<b>20</b>	4	4	4	4	4	4	4	4	4	4	4	4	4	4	4	4	4	4	4	4	4	4	4	4	4	4	4	4	4	4	4	4	4	
51	<b>21</b>	51	51	51	51	51	51	51	51	51	51	51	51	51	51	51	51	51	51	51	51	51	51	51	51	51	51	51	51	51	51	51	51	51	



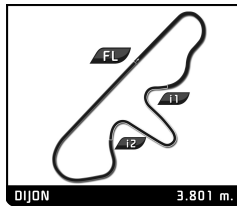


**HERITAGE TOURING CUP**  
**GRAND PRIX DE L'AGE D'OR**  
**RACE**

Lap Chart

LAP						
Nr	Pos	33	34	35	36	37
73	1	73	73	73	73	73
19	2	5	5	5	5	5
44	3	22	22	92	92	92
5	4	92	92	22	22	22
22	5	17	17	17	17	17
12	6	12	12	12	12	12
17	7	7	7	7	7	7
65	8	8	8	8	8	8
72	9	10	10	10	10	10
7	10	59	59	59	59	59
10	11	23	23	23		
23	12	72	72	72		
8	13	42	42	42		
59	14	30	30			
30	15					
42	16					
54	17					
63	18					
92	19					
4	20					
51	21					

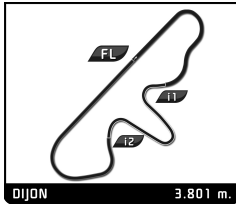




## HERITAGE TOURING CUP GRAND PRIX DE L'AGE D'OR RACE

### Best Sector Times

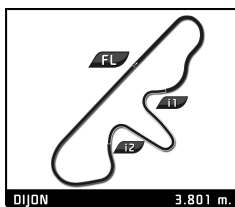
SECTOR 1			SECTOR 2			SECTOR 3			Pos	Team	Cl	Ideal Lap	Best Lap
Pos	Driver	Time	Driver	Time	Driver	Time							
1	19 T.SUMMERS	25.197	12 B.GILL	34.359	73 C.BOISSY	33.247	1	73	TC1	1'32.915	1:34.000	(1)	
2	73 C.BOISSY	25.305	73 C.BOISSY	34.363	44 D.FERRER	33.469	2	19	TC1	1'33.465	1:34.080	(2)	
3	5 C.VAN RIET	25.379	5 C.VAN RIET	34.414	19 T.SUMMERS	33.494	3	44	TC1	1'33.641	1:34.218	(3)	
4	92 J.BASSO	25.516	44 D.FERRER	34.652	22 A.BEVERLEY	33.934	4	92	TC1	1'34.355	1:34.649	(4)	
5	44 D.FERRER	25.520	92 J.BASSO	34.772	92 J.BASSO	34.067	5	5	TC1	1'34.463	1:35.322	(6)	
6	22 A.BEVERLEY	25.840	19 T.SUMMERS	34.774	17 S.DANCE	34.435	6	22	TC1	1'34.625	1:34.831	(5)	
7	17 S.DANCE	25.870	22 A.BEVERLEY	34.851	72 F.MESTROT	34.457	7	17	TC1	1'35.223	1:35.401	(7)	
8	12 B.GILL	26.168	17 S.DANCE	34.918	7 E.BROUTIN	34.658	8	12	TC1	1'35.355	1:35.804	(8)	
9	8 J.BUSSOLINI	26.190	8 J.BUSSOLINI	35.474	5 C.VAN RIET	34.670	9	72	TC1	1'36.649	1:37.081	(9)	
10	72 F.MESTROT	26.207	7 E.BROUTIN	35.882	12 B.GILL	34.828	10	7	TC1	1'37.324	1:38.310	(11)	
11	10 P.BEDDOW	26.603	72 F.MESTROT	35.985	23 R.BOOS	35.047	11	8	TC1	1'37.623	1:38.321	(12)	
12	30 C.TRABER	26.679	30 C.TRABER	36.336	10 P.BEDDOW	35.156	12	10	TC1	1'38.126	1:38.240	(10)	
13	23 R.BOOS	26.721	10 P.BEDDOW	36.367	8 J.BUSSOLINI	35.959	13	23	TC1	1'38.298	1:38.560	(13)	
14	7 E.BROUTIN	26.784	42 P.WILWERT	36.417	30 C.TRABER	36.174	14	30	TC1	1'39.189	1:39.626	(14)	
15	59 L.GUITTENY	26.838	51 B.PORON	36.494	59 L.GUITTENY	36.355	15	59	TC1	1'39.823	1:40.011	(15)	
16	42 P.WILWERT	27.091	23 R.BOOS	36.530	42 P.WILWERT	36.693	16	42	TC1	1'40.201	1:40.371	(16)	
17	51 B.PORON	27.240	59 L.GUITTENY	36.630	54 A.COCHIN	37.255	17	51	TC1	1'42.461	1:42.846	(17)	
18	54 A.COCHIN	28.754	54 A.COCHIN	37.411	51 B.PORON	38.727	18	54	TC1	1'43.420	1:43.554	(18)	



## HERITAGE TOURING CUP GRAND PRIX DE L'AGE D'OR RACE

### Fastest Lap Sequence

Practice Time	Team	Car	Class	Driver	Time	Kph	Lap
3:15.073	73	FORD Escort 2000 RS	TC1	Claude BOISSY	1:35.753	142.9	2
3:16.646	44	Ford Capri RS 3100 Cologne	TC1	David FERRER	1:35.015	144.0	2
4:51.316	44	Ford Capri RS 3100 Cologne	TC1	David FERRER	1:34.670	144.5	3
6:24.346	73	FORD Escort 2000 RS	TC1	Claude BOISSY	1:34.225	145.2	4
7:59.954	44	Ford Capri RS 3100 Cologne	TC1	David FERRER	1:34.218	145.2	5
20:39.640	73	FORD Escort 2000 RS	TC1	Claude BOISSY	1:34.000	145.6	13



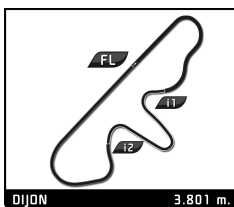
# HERITAGE TOURING CUP GRAND PRIX DE L'AGE D'OR RACE

## Analysis by lap

Lapped

Nr	Lap Time	Gap	Nr	Lap Time	Gap	Nr	Lap Time	Gap	Nr	Lap Time	Gap	Nr	Lap Time	Gap											
Lap 1																									
73	1:39.320		42	1:41.621	27.141	10	1:39.720	32.744	23	1:39.997	47.773	23	1:39.499	1'01.485											
44	1:41.631	2.311	51	1:43.201	31.168	72	1:41.700	39.217	10	1:40.087	48.277	10	1:39.071	1'02.386											
19	1:43.105	3.785	54	1:50.658	49.783	59	1:40.508	41.821	72	1:37.081	48.500	54	1:47.353	1 Lap											
5	1:43.179	3.859	30	1:44.505	1'33.393	42	1:41.659	46.319	59	1:40.708	1'00.188	72	1:39.230	1'02.479											
17	1:43.917	4.597	Lap 4																						
12	1:44.034	4.714	73	1:34.225		Lap 7																			
7	1:46.421	7.101	44	1:34.420	1.390	44	1:34.492		Lap 10																
22	1:46.432	7.112	19	1:36.170	6.841	73	1:35.043	0.799	44	1:35.838		Lap 13													
72	1:46.778	7.458	17	1:35.578	7.367	17	1:35.696	9.959	19	1:35.323	11.257	44	1:34.972	0.382											
23	1:47.923	8.603	5	1:36.548	8.285	19	1:36.073	10.994	17	1:35.469	12.190	19	1:35.665	13.843											
92	1:49.145	9.825	12	1:36.178	8.687	5	1:36.844	11.830	5	1:35.573	12.972	17	1:35.401	14.477											
8	1:49.360	10.040	22	1:35.642	9.504	22	1:37.500	13.612	22	1:35.748	15.477	5	1:35.584	15.500											
30	1:49.722	10.402	92	1:36.491	16.599	12	1:37.361	13.818	12	1:36.673	19.147	22	1:35.558	16.932											
10	1:50.643	11.323	7	1:38.481	19.276	30	1:42.546	1 Lap	92	1:36.657	23.717	12	1:35.833	22.539											
59	1:51.826	12.506	8	1:38.464	20.796	92	1:35.695	19.238	30	1:40.881	1 Lap	92	1:36.249	27.515											
42	1:53.237	13.917	23	1:39.337	22.456	7	1:38.806	30.791	54	1:47.440	1 Lap	30	1:41.449	1 Lap											
51	1:54.220	14.900	10	1:39.168	24.186	8	1:38.428	32.178	7	1:38.767	44.799	7	1:38.919	56.677											
54	1:58.636	19.316	72	1:43.110	28.531	23	1:39.423	36.849	8	1:39.941	46.464	8	1:38.680	58.221											
Lap 2																									
73	1:35.753		59	1:40.875	31.570	10	1:39.810	38.062	23	1:39.352	51.287	23	1:38.560	1'05.073											
44	1:35.015	1.573	42	1:41.179	34.095	72	1:37.643	42.368	72	1:40.530	53.192	10	1:40.151	1'07.565											
19	1:35.812	3.844	51	1:42.846	39.789	59	1:40.011	47.340	10	1:41.119	53.558	72	1:40.638	1'08.145											
5	1:35.904	4.010	54	1:49.165	1'04.723	42	1:40.967	52.794	59	1:40.575	1'04.925	54	1:45.211	1 Lap											
17	1:35.686	4.530	Lap 5																						
12	1:36.726	5.687	73	1:35.182		Lap 8																			
22	1:35.939	7.298	44	1:34.218	0.426	44	1:34.871		Lap 11																
72	1:37.104	8.809	30	1:40.444	1 Lap	73	1:35.140	1.068	44	1:34.588		Lap 14													
7	1:39.592	10.940	19	1:36.294	7.953	54	1:48.872	1 Lap	73	1:34.583	0.439	44	1:34.411												
92	1:37.543	11.615	17	1:36.209	8.394	19	1:34.670	10.793	19	1:35.680	12.349	73	1:34.473	0.444											
8	1:38.364	12.651	12	1:35.804	9.309	17	1:35.741	10.829	17	1:35.453	13.055	17	1:36.201	16.267											
23	1:39.888	12.738	5	1:36.455	9.558	5	1:35.338	12.297	5	1:35.322	13.706	19	1:37.795	17.227											
10	1:38.812	14.382	22	1:35.862	10.184	22	1:35.388	14.129	22	1:35.607	16.496	5	1:36.433	17.522											
59	1:42.172	18.925	92	1:36.204	17.621	12	1:36.987	15.934	12	1:35.997	20.556	22	1:37.008	19.529											
42	1:42.404	20.568	7	1:38.669	22.763	92	1:36.083	20.450	92	1:35.644	24.773	12	1:37.101	25.229											
51	1:43.868	23.015	8	1:38.321	23.935	30	1:39.716	1 Lap	30	1:40.610	1 Lap	92	1:37.005	30.109											
54	1:50.610	34.173	23	1:39.609	26.883	8	1:38.355	35.662	7	1:38.851	49.062	30	1:41.138	1 Lap											
30	2:49.287	1'23.936	10	1:39.558	28.562	7	1:39.853	35.773	54	1:47.018	1 Lap	7	1:39.112	1'01.378											
Lap 3																									
73	1:35.048		72	1:39.706	33.055	23	1:40.248	42.226	8	1:38.679	50.555	8	1:39.080	1'02.890											
44	1:34.670	1.195	59	1:40.463	36.851	10	1:39.449	42.640	23	1:40.268	56.967	23	1:39.303	1'09.965											
19	1:36.100	4.896	42	1:41.285	40.198	72	1:38.372	45.869	72	1:39.626	58.230	72	1:37.623	1'11.357											
5	1:37.000	5.962	54	1:49.112	1'18.653	59	1:41.461	53.930	10	1:39.326	58.296	10	1:38.240	1'11.394											
17	1:36.532	6.014	Lap 6																						
12	1:36.095	6.734	44	1:35.112		Lap 9																			
22	1:35.837	8.087	73	1:35.786	0.248	44	1:34.450		Lap 12																
92	1:37.766	14.333	30	1:39.626	1 Lap	73	1:34.438	1.056	44	1:34.981		Lap 15													
7	1:39.128	15.020	17	1:35.899	8.755	19	1:35.429	11.772	73	1:35.896	1.354	73	1:34.569												
8	1:38.954	16.557	19	1:36.998	9.413	17	1:36.180	12.559	19	1:35.782	13.150	44	1:35.909	0.896											
23	1:39.654	17.344	5	1:35.458	9.478	5	1:35.390	13.237	17	1:35.974	14.048	42	1:43.101	1 Lap											
10	1:39.909	19.243	22	1:35.958	10.604	22	1:35.888	15.567	5	1:36.163	14.888	17	1:36.050	17.304											
72	1:45.885	19.646	12	1:37.178	10.949	12	1:36.828	18.312	22	1:34.831	16.346	19	1:35.769	17.983											
59	1:41.043	24.920	92	1:35.952	18.035	92	1:36.898	22.898	12	1:36.103	21.678	5	1:36.420	18.929											
Lap 4																									
73	1:39.320		7	1:39.252	26.477	54	1:50.388	1 Lap	92	1:36.446	26.238	22	1:36.412	20.928											
44	1:41.631	2.311	8	1:39.845	28.242	7	1:40.097	1 Lap	30	1:41.045	1 Lap	12	1:36.935	27.151											
19	1:43.105	3.785	23	1:40.573	31.918	7	1:40.547	41.870	7	1:38.649	52.730	92	1:36.913	32.009											
5	1:43.179	3.859	Lap 5																						
17	1:43.917	4.597	Lap 8																						
12	1:44.034	4.714	Lap 11																						
7	1:46.421	7.101	Lap 14																						
22	1:46.432	7.112	Lap 15																						
72	1:46.778	7.458	Lap 18																						
23	1:47.923	8.603	Lap 21																						
92	1:49.145	9.825	Lap 24																						
8	1:49.360	10.040	Lap 27																						
30	1:49.722	10.402	Lap 30																						
10	1:50.643	11.323	Lap 33																						
59	1:51.826	12.506	Lap 36																						
42	1:53.237	13.917	Lap 39																						
51	1:54.220	14.900	Lap 42																						
54	1:58.636	19.316	Lap 45																						



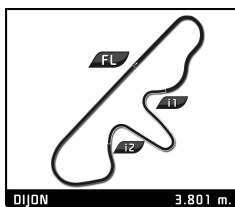


## HERITAGE TOURING CUP GRAND PRIX DE L'AGE D'OR RACE

Analysis by lap

Lapped

Nr	Lap Time	Gap	Nr	Lap Time	Gap	Nr	Lap Time	Gap	Nr	Lap Time	Gap	Nr	Lap Time	Gap	
8	1:39.214	1'07.091	12	3:07.283	1 Lap	8	1:39.780	1'29.441	Lap 25			22	1:37.589	12.908	
23	1:38.883	1'13.835	23	1:52.072	2 Laps	Lap 22			7	1:38.534	1 Lap	92	1:35.613	22.515	
72	1:37.597	1'13.941	54	1:48.809	2 Laps	44	1:37.341	73	1:36.839	5	1:36.417	3.159	12	1:37.445	31.831
10	1:39.893	1'16.274	92	1:42.547	1 Lap	7	1:39.056	1 Lap	7	1:39.212	1 Lap	10	1:39.849	1 Lap	
54	1:45.339	1 Lap	8	1:45.001	1 Lap	73	1:35.646	15.651	17	1:37.237	10.783	59	1:42.134	1 Lap	
59	1:41.342	1'34.114	72	3:07.251	1 Lap	19	1:34.080	17.447	22	1:37.139	11.995	30	1:45.415	2 Laps	
Lap 16			44	2:56.477	57.564	5	1:36.207	17.724	10	1:40.792	1 Lap	23	1:41.518	1 Lap	
44	1:34.596		7	1:39.471	1 Lap	17	1:36.426	23.440	92	1:35.254	26.750	72	1:45.930	1 Lap	
73	1:35.913	0.421	30	1:57.550	2 Laps	22	1:36.805	26.383	12	1:37.531	30.183	42	1:42.894	1 Lap	
42	1:40.695	1 Lap	59	1:47.274	1 Lap	72	1:45.119	1 Lap	59	1:43.251	1 Lap	Lap 29			
17	1:36.112	17.924	73	1:41.151	1'20.870	10	1:40.055	1 Lap	30	1:45.253	2 Laps	73	1:37.649		
19	1:36.285	18.776	22	2:58.986	1'24.104	59	1:41.460	1 Lap	72	1:53.785	1 Lap	5	1:36.795	2.481	
5	1:36.168	19.605	19	1:36.517	1'27.217	12	1:35.970	42.324	23	1:41.352	1 Lap	8	1:40.650	1 Lap	
22	1:36.118	21.554	17	1:36.980	1'27.287	30	1:44.909	2 Laps	42	1:45.318	1 Lap	17	1:37.759	12.689	
12	1:36.904	28.563	42	1:52.036	1 Lap	92	1:34.947	43.722	54	1:47.502	2 Laps	22	1:37.438	12.697	
92	1:37.487	34.004	12	1:43.298	1'47.068	54	1:45.571	2 Laps	8	1:40.605	1'30.450	7	1:39.097	1 Lap	
30	1:41.376	1 Lap	92	1:36.758	1'50.839	23	1:41.976	1 Lap	Lap 26			92	1:34.792	19.658	
8	1:39.911	1'11.510	23	1:43.704	1 Lap	42	1:45.815	1 Lap	73	1:36.347		12	1:37.347	31.529	
72	1:39.060	1'17.509	8	1:40.329	2'26.815	8	1:40.014	1'32.114	5	1:36.876	3.688	10	1:40.293	1 Lap	
10	1:39.617	1'20.399	Lap 20			Lap 23			7	1:39.105	1 Lap	59	1:42.497	1 Lap	
Lap 17			44	1:42.834		44	1:35.892		17	1:37.279	11.715	23	1:41.461	1 Lap	
44	1:35.015		72	1:53.290	1 Lap	73	1:36.062	15.821	22	1:36.952	12.600	30	1:45.002	2 Laps	
73	1:36.609	2.015	7	1:38.853	1 Lap	7	1:38.736	1 Lap	92	1:35.422	25.825	72	1:42.301	1 Lap	
59	1:41.826	1 Lap	5	2:52.477	12.079	5	1:36.722	18.554	10	1:40.589	1 Lap	Lap 30			
54	1:46.729	2 Laps	10	3:23.718	1 Lap	17	1:37.197	24.745	12	1:36.981	30.817	73	1:37.346		
42	1:40.371	1 Lap	73	1:36.126	16.598	22	1:36.013	26.504	59	1:41.948	1 Lap	5	1:36.673	1.808	
5	1:36.424	21.014	59	1:41.597	1 Lap	10	1:41.244	1 Lap	30	1:45.393	2 Laps	42	1:44.615	2 Laps	
22	1:36.385	22.924	19	1:35.213	22.032	59	1:42.346	1 Lap	23	1:41.134	1 Lap	8	1:41.012	1 Lap	
12	1:36.525	30.073	17	1:36.912	23.801	72	1:50.895	1 Lap	72	1:48.431	1 Lap	22	1:36.370	11.721	
7	3:22.818	1 Lap	30	1:49.187	2 Laps	92	1:35.940	43.770	42	1:44.568	1 Lap	17	1:37.587	12.930	
72	1:37.535	1'20.029	22	1:42.769	26.475	12	1:37.493	43.925	54	1:45.286	2 Laps	7	1:38.645	1 Lap	
10	1:39.573	1'24.957	54	3:05.473	2 Laps	30	1:45.212	2 Laps	8	1:40.598	1'34.701	92	1:35.402	17.714	
Lap 18			12	1:37.033	43.703	54	1:45.770	2 Laps	Lap 27			12	1:37.508	31.691	
44	1:34.673		42	1:44.647	1 Lap	23	1:42.991	1 Lap	73	1:36.988		10	1:39.673	1 Lap	
17	2:59.844	1 Lap	92	1:35.706	46.147	42	1:43.628	1 Lap	5	1:36.753	3.453	59	1:42.112	1 Lap	
19	2:59.462	1 Lap	23	1:41.404	1 Lap	Lap 24			17	1:37.199	11.926	23	1:41.566	1 Lap	
23	3:46.995	2 Laps	8	1:39.235	1'25.652	44	1:35.387		22	1:36.596	12.208	72	1:40.582	1 Lap	
54	1:44.688	2 Laps	Lap 21			8	1:40.192	1 Lap	7	1:40.583	1 Lap	30	1:45.212	2 Laps	
5	1:36.053	22.394	44	1:35.991		73	1:35.422	15.856	92	1:34.954	23.791	Lap 31			
22	1:35.780	24.031	7	1:39.331	1 Lap	5	1:36.270	19.437	12	1:37.446	31.275	73	1:36.569		
92	3:06.131	1 Lap	73	1:36.739	17.346	7	1:39.400	1 Lap	10	1:40.099	1 Lap	5	1:36.365	1.604	
8	2:58.576	1 Lap	5	1:42.770	18.858	17	1:36.883	26.241	59	1:41.201	1 Lap	42	1:43.641	2 Laps	
30	3:16.398	2 Laps	72	1:48.720	1 Lap	22	1:36.434	27.551	30	1:45.799	2 Laps	22	1:36.851	12.003	
7	1:45.781	1 Lap	19	1:34.667	20.708	10	1:39.666	1 Lap	23	1:42.852	1 Lap	8	1:41.771	1 Lap	
10	1:39.964	1'30.248	17	1:36.545	24.355	59	1:40.617	1 Lap	72	1:44.164	1 Lap	17	1:37.942	14.303	
59	2:59.679	1 Lap	59	1:41.025	1 Lap	92	1:35.808	44.191	42	1:43.683	1 Lap	92	1:36.688	17.833	
73	3:11.290	1'38.632	10	1:46.456	1 Lap	12	1:36.809	45.347	54	1:43.554	2 Laps	7	1:39.192	1 Lap	
42	3:05.672	1 Lap	22	1:36.435	26.919	72	1:50.647	1 Lap	Lap 28			12	1:37.347	32.469	
17	1:41.140	1'49.220	30	1:47.047	2 Laps	30	1:44.635	2 Laps	73	1:36.889		10	1:39.858	1 Lap	
19	1:41.063	1'49.613	12	1:35.983	43.695	23	1:41.301	1 Lap	8	1:41.312	1 Lap	59	1:42.621	1 Lap	
Lap 19			92	1:35.960	46.116	54	1:44.858	2 Laps	5	1:36.771	3.335	23	1:43.161	1 Lap	
5	1:36.519		54	1:52.782	2 Laps	42	1:43.113	1 Lap	17	1:37.542	12.579				
			42	1:48.617	1 Lap	8	1:41.513	1'42.540							
			23	1:41.315	1 Lap										



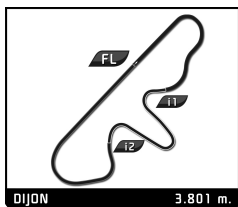
# HERITAGE TOURING CUP GRAND PRIX DE L'AGE D'OR RACE

Analysis by lap

Lapped

Nr	Lap Time	Gap	Nr	Lap Time	Gap	Nr	Lap Time	Gap	Nr	Lap Time	Gap	Nr	Lap Time	Gap
<b>Lap 32</b>														
73	1:36.849		7	1:38.638	1 Lap									
5	1:36.706	1.461	8	1:39.860	1 Lap									
72	1:42.135	2 Laps	12	1:37.339	32.046									
30	1:46.448	3 Laps	30	1:45.051	3 Laps									
22	1:36.363	11.517	42	1:45.567	2 Laps									
17	1:38.382	15.836	10	1:38.797	1 Lap									
92	1:35.725	16.709	59	1:42.031	1 Lap									
8	1:41.447	1 Lap	<b>Lap 36</b>											
42	1:45.938	2 Laps	73	1:36.668										
7	1:38.909	1 Lap	5	1:36.733	0.880									
12	1:36.933	32.553	92	1:35.047	11.247									
10	1:39.666	1 Lap	22	1:37.248	13.601									
59	1:42.026	1 Lap	23	1:41.581	2 Laps									
<b>Lap 33</b>														
73	1:37.192		17	1:39.573	26.730									
5	1:36.319	0.588	7	1:41.574	1 Lap									
23	1:42.996	2 Laps	72	1:45.390	2 Laps									
72	1:43.475	2 Laps	12	1:38.548	33.926									
22	1:36.040	10.365	8	1:41.293	1 Lap									
92	1:35.888	15.405	30	1:44.444	3 Laps									
17	1:39.725	18.369	42	1:45.364	2 Laps									
30	1:47.311	3 Laps	10	1:39.073	1 Lap									
8	1:41.430	1 Lap	59	1:42.807	1 Lap									
7	1:38.310	1 Lap	<b>Lap 37</b>											
42	1:44.675	2 Laps	73	1:36.585										
12	1:36.528	31.889	5	1:36.841	1.136									
10	1:39.097	1 Lap	92	1:35.033	9.695									
59	1:42.132	1 Lap	22	1:37.630	14.646									
<b>Lap 34</b>														
73	1:36.742		23	1:40.350	2 Laps									
5	1:36.533	0.379	17	1:40.343	30.488									
23	1:42.743	2 Laps	7	1:38.671	1 Lap									
22	1:37.574	11.197	12	1:38.184	35.525									
92	1:34.649	13.312	8	1:40.610	1 Lap									
72	1:43.520	2 Laps	72	1:45.299	2 Laps									
17	1:39.093	20.720	30	1:44.877	3 Laps									
7	1:38.843	1 Lap	10	1:39.599	1 Lap									
8	1:40.763	1 Lap	42	1:49.613	2 Laps									
30	1:47.490	3 Laps	59	1:42.895	1 Lap									
12	1:36.375	31.522	<b>Lap 35</b>											
42	1:44.511	2 Laps	73	1:36.815										
10	1:39.077	1 Lap	5	1:37.251	0.815									
59	1:42.358	1 Lap	92	1:36.371	12.868									
<b>Lap 35</b>														
73	1:36.815		22	1:38.639	13.021									
5	1:37.251	0.815	23	1:42.859	2 Laps									
92	1:36.371	12.868	17	1:39.920	23.825									
22	1:38.639	13.021	72	1:44.703	2 Laps									
23	1:42.859	2 Laps												
17	1:39.920	23.825												
72	1:44.703	2 Laps												





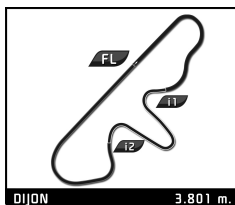
## HERITAGE TOURING CUP GRAND PRIX DE L'AGE D'OR RACE

### Analysis

■ Personal Best ■ Session Best B Crossing the finish line in pit lane

Lap	D	Time	Sector 1	Sector 2	Sector 3	Kph	Elapsed	Lap	D	Time	Sector 1	Sector 2	Sector 3	Kph	Elapsed
5								FORD Escort 1600 RS TC1							
1.Christophe VAN RIET								2.Raphaël BORMAN							
1	1	1:43.179	32.699	35.347	35.133	132.6	1:43.179	15	1	1:39.170	27.380	36.563	35.227	138.0	24:54.217
2	1	1:35.904	25.882	35.024	34.998	142.7	3:19.083	16	1	3:22.818 B	27.233	36.944	2:18.641	67.5	28:17.035
3	1	1:37.000	26.604	35.037	35.359	141.1	4:56.083	17	1	1:45.781	32.392	37.618	35.771	129.4	30:02.816
4	1	1:36.548	26.374	35.039	35.135	141.7	6:32.631	18	1	1:39.471	27.348	36.648	35.475	137.6	31:42.287
5	1	1:36.455	25.712	36.073	34.670	141.9	8:09.086	19	1	1:38.853	27.150	36.238	35.465	138.4	33:21.140
6	1	1:35.458	25.572	35.057	34.829	143.3	9:44.544	20	1	1:39.331	27.152	37.084	35.095	137.8	35:00.471
7	1	1:36.844	26.572	35.120	35.152	141.3	11:21.388	21	1	1:39.056	27.024	36.587	35.445	138.1	36:39.527
8	1	1:35.338	25.407	34.887	35.044	143.5	12:56.726	22	1	1:38.736	26.966	36.293	35.477	138.6	38:18.263
9	1	1:35.390	25.982	34.414	34.994	143.4	14:32.116	23	1	1:39.400	27.434	36.709	35.257	137.7	39:57.663
10	1	1:35.573	25.673	35.038	34.862	143.2	16:07.689	24	1	1:39.212	28.055	36.499	34.658	137.9	41:36.875
11	1	1:35.322	25.453	35.038	34.831	143.6	17:43.011	25	1	1:39.105	26.797	37.045	35.263	138.1	43:15.980
12	1	1:36.163	25.545	35.261	35.357	142.3	19:19.174	26	1	1:40.583	27.171	37.305	36.107	136.0	44:56.563
13	1	1:35.584	25.379	34.930	35.275	143.2	20:54.758	27	1	1:38.534	26.957	36.733	34.844	138.9	46:35.097
14	1	1:36.433	25.481	35.973	34.979	141.9	22:31.191	28	1	1:39.097	26.844	36.769	35.484	138.1	48:14.194
15	1	1:36.420	26.115	35.397	34.908	141.9	24:07.611	29	1	1:38.645	27.154	36.457	35.034	138.7	49:52.839
16	1	1:36.168	25.454	35.358	35.356	142.3	25:43.779	30	1	1:39.192	27.285	36.892	35.015	138.0	51:32.031
17	1	1:36.424	25.596	35.753	35.075	141.9	27:20.203	31	1	1:38.909	27.090	36.761	35.058	138.3	53:10.940
18	1	1:36.053	25.887	35.243	34.923	142.5	28:56.256	32	1	1:38.310	27.247	36.200	34.863	139.2	54:49.250
19	1	1:36.519	26.228	34.960	35.331	141.8	30:32.775	33	1	1:38.843	26.879	36.943	35.021	138.4	56:28.093
20	1	2:52.477 B	25.957	35.480	1:51.040	79.3	33:25.252	34	1	1:38.638	27.182	36.254	35.202	138.7	58:06.731
21	1	1:42.770	32.450	35.205	35.115	133.1	35:08.022	35	1	1:41.574	26.983	38.722	35.869	134.7	59:48.305
22	1	1:36.207	25.764	35.251	35.192	142.2	36:44.229	36	1	1:38.671	26.784	36.398	35.489	138.7	1:01:26.976
23	1	1:36.722	26.017	35.354	35.351	141.5	38:20.951								
24	1	1:36.270	26.154	34.808	35.308	142.1	39:57.221								
25	1	1:36.417	26.129	35.220	35.068	141.9	41:33.638								
26	1	1:36.876	26.221	35.018	35.637	141.2	43:10.514								
27	1	1:36.753	26.097	35.255	35.401	141.4	44:47.267								
28	1	1:36.771	26.067	35.396	35.308	141.4	46:24.038								
29	1	1:36.795	26.282	35.213	35.300	141.4	48:00.833								
30	1	1:36.673	25.982	35.374	35.317	141.5	49:37.506								
31	1	1:36.365	25.799	35.013	35.553	142.0	51:13.871								
32	1	1:36.706	26.087	35.238	35.381	141.5	52:50.577								
33	1	1:36.319	25.614	35.460	35.245	142.1	54:26.896								
34	1	1:36.533	25.895	35.615	35.023	141.8	56:03.429								
35	1	1:37.251	25.903	35.543	35.805	140.7	57:40.680								
36	1	1:36.733	25.814	35.191	35.728	141.5	59:17.413								
37	1	1:36.841	26.209	35.321	35.311	141.3	1:00:54.254								
7								CHEVROLET Camaro Z 28 TC1							
1.Eric BROUTIN								2.Benjamin de FORTIS							
1	1	1:46.421	34.220	36.483	35.718	128.6	1:46.421								
2	1	1:39.592	27.864	36.385	35.343	137.4	3:26.013								
3	1	1:39.128	27.513	36.536	35.079	138.0	5:05.141								
4	1	1:38.481	27.061	36.018	35.402	138.9	6:43.622								
5	1	1:38.669	27.121	35.882	35.666	138.7	8:22.291								
6	1	1:39.252	27.292	36.582	35.378	137.9	10:01.543								
7	1	1:38.806	27.085	36.239	35.482	138.5	11:40.349								
8	1	1:39.853	27.167	37.398	35.288	137.0	13:20.202								
9	1	1:40.547	27.073	38.007	35.467	136.1	15:00.749								
10	1	1:38.767	26.984	36.234	35.549	138.5	16:39.516								
11	1	1:38.851	26.820	36.481	35.550	138.4	18:18.367								
12	1	1:38.649	26.971	36.495	35.183	138.7	19:57.016								
13	1	1:38.919	27.060	36.513	35.346	138.3	21:35.935								
14	1	1:39.112	27.585	36.530	34.997	138.1	23:15.047								
8								ALFA ROMEO GTV 6 TC1							
1.Jean Marc BUSSOLINI								2.Julien BUSSOLINI							
1	1	1:49.360	35.649	37.603	36.108	125.1	1:49.360								
2	1	1:38.364	26.578	35.755	36.031	139.1	3:27.724								
3	1	1:38.954	26.867	35.885	36.202	138.3	5:06.678								
4	1	1:38.464	26.432	35.736	36.296	139.0	6:45.142								
5	1	1:38.321	26.358	35.713	36.250	139.2	8:23.463								
6	1	1:39.845	26.524	36.514	36.807	137.0	10:03.308								
7	1	1:38.428	26.821	35.474	36.133	139.0	11:41.736								
8	1	1:38.355	26.456	35.782	36.117	139.1	13:20.091								
9	1	1:41.149	27.409	37.245	36.495	135.3	15:01.240								
10	1	1:39.941	26.996	36.295	36.650	136.9	16:41.181								
11	1	1:38.679	26.485	35.891	36.303	138.7	18:19.860								
12	1	1:38.939	27.032	35.948	35.959	138.3	19:58.799								
13	1	1:38.680	26.190	35.846	36.644	138.7	21:37.479								
14	1	1:39.080	26.577	36.393	36.110	138.1	23:16.559								
15	1	1:39.214	26.455	36.628	36.131	137.9	24:55.773								
16	1	1:39.911	26.338	36.572	37.001	137.0	26:35.684								
17	1	2:58.576 B	26.696	37.002	1:54.878	76.6	29:34.260								
18	1	1:45.001	32.467	36.331	36.203	130.3	31:19.261								
19	1	1:40.329	26.890	37.130	36.309	136.4	32:59.590								
20	1	1:39.235	26.883	36.278	36.074	137.9	34:38.825								
21	1	1:39.780	27.066	36.471	36.243	137.1	36:18.605								
22	1	1:40.014	26.699	37.130	36.185	136.8	37:58.619								
23	1	1:40.192	27.019	36.572	36.601	136.6	39:38.811								
24	1	1:41.513	28.586	36.685	36.242	134.8	41:20.324								
25	1	1:40.605	27.253	36.710	36.642	136.0	43:00.929								
26	1	1:40.598	27.340	36.720	36.538	136.0	44:41.527								
27	1	1:41.312	27.136	36.338	37.838	135.1	46:22.839								
28	1	1:40.650	27.333	36.799	36.518	136.0	48:03.489								
29	1	1:41.012	27.395	37.152	36.465	135.5	49:44.501								
30	1	1:41.771	27.581	36.826	37.364	134.5	51:26.272								
31	1	1:41.447	27.545	37.079	36.823	134.9	53:07.719								
32	1	1:41.430	26.880	38.093	36.457	134.9	54:49.149								



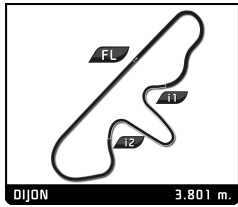


# HERITAGE TOURING CUP GRAND PRIX DE L'AGE D'OR RACE

Analysis

								Personal Best		Session Best		B Crossing the finish line in pit lane			
Lap	D	Time	Sector 1	Sector 2	Sector 3	Kph	Elapsed	Lap	D	Time	Sector 1	Sector 2	Sector 3	Kph	Elapsed
33	1	1:40.763	27.485	36.904	36.374	135.8	56:29.912	12	1	1:36.103	26.582	34.359	35.162	142.4	19:25.964
34	1	1:39.860	27.037	36.269	36.554	137.0	58:09.772	13	1	1:35.833	26.432	34.545	34.856	142.8	21:01.797
35	1	1:41.293	27.044	37.940	36.309	135.1	59:51.065	14	1	1:37.101	26.584	35.084	35.433	140.9	22:38.898
36	1	1:40.610	27.059	37.229	36.322	136.0	1:01:31.675	15	1	1:36.935	26.928	34.838	35.169	141.2	24:15.833
<b>10</b> 1.Paul BEDDOW BMW 635 CSI TC1								16	1	1:36.904	26.769	34.915	35.220	141.2	25:52.737
1	1	1:50.643	36.033	38.245	36.365	123.7	1:50.643	17	1	1:36.525	26.592	34.557	35.376	141.8	27:29.262
2	1	1:38.812	26.828	36.484	35.500	138.5	3:29.455	18	1	3:07.283 B	26.909	34.775	2:05.599	73.1	30:36.545
3	1	1:39.909	26.924	36.922	36.063	137.0	5:09.364	19	1	1:43.298	32.538	34.848	35.912	132.5	32:19.843
4	1	1:39.168	26.971	36.538	35.659	138.0	6:48.532	20	1	1:37.033	27.176	34.694	35.163	141.0	33:56.876
5	1	1:39.558	27.363	36.607	35.588	137.4	8:28.090	21	1	1:35.983	26.402	34.635	34.946	142.6	35:32.859
6	1	1:39.720	27.132	36.961	35.627	137.2	10:07.810	22	1	1:35.970	26.445	34.395	35.130	142.6	37:08.829
7	1	1:39.810	27.045	36.891	35.874	137.1	11:47.620	23	1	1:37.493	26.636	34.831	36.026	140.4	38:46.322
8	1	1:39.449	27.217	36.934	35.298	137.6	13:27.069	24	1	1:36.809	26.902	35.000	34.907	141.3	40:23.131
9	1	1:40.087	27.444	37.366	35.277	136.7	15:07.156	25	1	1:37.531	26.583	34.887	36.061	140.3	42:00.662
10	1	1:41.119	27.823	36.896	36.400	135.3	16:48.275	26	1	1:36.981	26.955	34.537	35.489	141.1	43:37.643
11	1	1:39.326	27.096	36.548	35.682	137.8	18:27.601	27	1	1:37.446	26.658	35.253	35.535	140.4	45:15.089
12	1	1:39.071	27.114	36.535	35.422	138.1	20:06.672	28	1	1:37.445	27.059	34.869	35.517	140.4	46:52.534
13	1	1:40.151	27.169	37.409	35.573	136.6	21:46.823	29	1	1:37.347	26.775	34.796	35.776	140.6	48:29.881
14	1	1:38.240	26.603	36.481	35.156	139.3	23:25.063	30	1	1:37.508	26.952	35.091	35.465	140.3	50:07.389
15	1	1:39.893	27.277	36.888	35.728	137.0	25:04.956	31	1	1:37.347	26.827	35.157	35.363	140.6	51:44.736
16	1	1:39.617	26.935	36.659	36.023	137.4	26:44.573	32	1	1:36.933	26.867	34.674	35.392	141.2	53:21.669
17	1	1:39.573	27.106	36.499	35.968	137.4	28:24.146	33	1	1:36.528	26.834	34.590	35.104	141.8	54:58.197
18	1	1:39.964	27.329	36.753	35.882	136.9	30:04.110	34	1	1:36.375	26.323	34.769	35.283	142.0	56:34.572
19	1	3:23.718 B	27.219	36.885	2:19.614	67.2	33:27.828	35	1	1:37.339	26.833	35.032	35.474	140.6	58:11.911
20	1	1:46.456	33.365	37.075	36.016	128.5	35:14.284	36	1	1:38.548	26.977	35.246	36.325	138.9	59:50.459
21	1	1:40.055	27.176	36.980	35.899	136.8	36:54.339	37	1	1:38.184	26.895	35.672	35.617	139.4	1:01:28.643
22	1	1:41.244	28.432	36.913	35.899	135.2	38:35.583	<b>17</b> 1.Steve DANCE FORD Capri 2600 RS TC1							
23	1	1:39.666	27.074	37.085	35.507	137.3	40:15.249	1	1	1:43.917	33.422	35.940	34.555	131.7	1:43.917
24	1	1:40.792	28.106	36.974	35.712	135.8	41:56.041	2	1	1:35.686	25.911	35.264	34.511	143.0	3:19.603
25	1	1:40.589	28.497	36.426	35.666	136.0	43:36.630	3	1	1:36.532	26.491	35.168	34.873	141.8	4:56.135
26	1	1:40.099	27.346	37.115	35.638	136.7	45:16.729	4	1	1:35.578	26.107	34.918	34.553	143.2	6:31.713
27	1	1:39.849	27.186	36.899	35.764	137.0	46:56.578	5	1	1:36.209	26.397	35.282	34.530	142.2	8:07.922
28	1	1:40.293	26.909	37.339	36.045	136.4	48:36.871	6	1	1:35.899	26.316	34.949	34.634	142.7	9:43.821
29	1	1:39.673	27.212	36.781	35.680	137.3	50:16.544	7	1	1:35.696	25.916	34.962	34.818	143.0	11:19.517
30	1	1:39.858	27.094	37.028	35.736	137.0	51:56.402	8	1	1:35.741	25.913	35.005	34.823	142.9	12:55.258
31	1	1:39.666	27.081	36.979	35.606	137.3	53:36.068	9	1	1:36.180	26.493	35.153	34.534	142.3	14:31.438
32	1	1:39.097	27.117	36.507	35.473	138.1	55:15.165	10	1	1:35.469	25.899	35.058	34.512	143.3	16:06.907
33	1	1:39.077	27.052	36.640	35.385	138.1	56:54.242	11	1	1:35.453	26.045	34.973	34.435	143.4	17:42.360
34	1	1:38.797	26.809	36.367	35.621	138.5	58:33.039	12	1	1:35.974	25.926	35.350	34.698	142.6	19:18.334
35	1	1:39.073	26.998	36.584	35.491	138.1	1:00:12.112	13	1	1:35.401	25.960	34.979	34.462	143.4	20:53.735
36	1	1:39.599	27.238	36.740	35.621	137.4	1:01:51.711	14	1	1:36.201	26.248	35.139	34.814	142.2	22:29.936
<b>12</b> 1.Ben GILL FORD Escort 1600 RS TC1								15	1	1:36.050	26.065	35.081	34.904	142.5	24:05.986
1	1	1:44.034	33.189	35.688	35.157	131.5	1:44.034	16	1	1:36.112	26.041	35.187	34.884	142.4	25:42.098
2	1	1:36.726	26.700	34.721	35.305	141.5	3:20.760	17	1	2:59.844 B	26.245	35.310	1:58.289	76.1	28:41.942
3	1	1:36.095	26.427	34.583	35.085	142.4	4:56.855	18	1	1:41.140	30.503	35.447	35.190	135.3	30:23.082
4	1	1:36.178	26.617	34.544	35.017	142.3	6:33.033	19	1	1:36.980	26.441	35.540	34.999	141.1	32:00.062
5	1	1:35.804	26.168	34.761	34.875	142.8	8:08.837	20	1	1:36.912	26.321	35.850	34.741	141.2	33:36.974
6	1	1:37.178	26.582	35.607	34.989	140.8	9:46.015	21	1	1:36.545	26.155	35.491	34.899	141.7	35:13.519
7	1	1:37.361	26.795	35.217	35.349	140.5	11:23.376	22	1	1:36.426	25.870	35.590	34.966	141.9	36:49.945
8	1	1:36.987	26.747	34.738	35.502	141.1	13:00.363	23	1	1:37.197	26.474	35.623	35.100	140.8	38:27.142
9	1	1:36.828	26.893	34.922	35.013	141.3	14:37.191	24	1	1:36.883	26.505	35.583	34.795	141.2	40:04.025
10	1	1:36.673	26.982	34.570	35.121	141.5	16:13.864	25	1	1:37.237	26.633	35.760	34.844	140.7	41:41.262
11	1	1:35.997	26.412	34.757	34.828	142.5	17:49.861	26	1	1:37.279	26.401	35.938	34.940	140.7	43:18.541
								27	1	1:37.199	26.189	35.784	35.226	140.8	44:55.740
								28	1	1:37.542	26.455	35.820	35.267	140.3	46:33.282





# HERITAGE TOURING CUP GRAND PRIX DE L'AGE D'OR RACE

Analysis

Personal Best Session Best B Crossing the finish line in pit lane

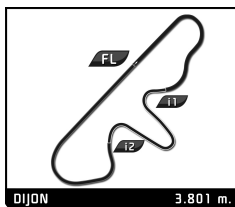
Lap	D	Time	Sector 1	Sector 2	Sector 3	Kph	Elapsed	Lap	D	Time	Sector 1	Sector 2	Sector 3	Kph	Elapsed
29	1	1:37.759	26.518	36.016	35.225	140.0	48:11.041	21	1	1:36.435	26.717	35.718	34.000	141.9	35:16.083
30	1	1:37.587	26.810	36.030	34.747	140.2	49:48.628	22	1	1:36.805	26.207	35.973	34.625	141.4	36:52.888
31	1	1:37.942	26.549	36.351	35.042	139.7	51:26.570	23	1	1:36.013	26.223	35.500	34.290	142.5	38:28.901
32	1	1:38.382	26.625	36.271	35.486	139.1	53:04.952	24	1	1:36.434	26.135	35.779	34.520	141.9	40:05.335
33	1	1:39.725	26.691	37.444	35.590	137.2	54:44.677	25	1	1:37.139	26.306	36.404	34.429	140.9	41:42.474
34	1	1:39.093	26.850	36.588	35.655	138.1	56:23.770	26	1	1:36.952	26.280	36.074	34.598	141.1	43:19.426
35	1	1:39.920	27.353	36.860	35.707	136.9	58:03.690	27	1	1:36.596	26.065	36.163	34.368	141.7	44:56.022
36	1	1:39.573	26.937	36.761	35.875	137.4	59:43.263	28	1	1:37.589	26.520	36.246	34.823	140.2	46:33.611
37	1	1:40.343	27.097	37.062	36.184	136.4	1:01:23.606	29	1	1:37.438	26.945	36.344	34.149	140.4	48:11.049
								30	1	1:36.370	26.172	35.810	34.388	142.0	49:47.419
								31	1	1:36.851	26.332	35.926	34.593	141.3	51:24.270
								32	1	1:36.363	26.418	35.662	34.283	142.0	53:00.633
								33	1	1:36.040	26.059	35.502	34.479	142.5	54:36.673
								34	1	1:37.574	26.707	36.237	34.630	140.2	56:14.247
								35	1	1:38.639	26.798	36.997	34.844	138.7	57:52.886
								36	1	1:37.248	26.279	36.395	34.574	140.7	59:30.134
								37	1	1:37.630	26.234	36.471	34.925	140.2	1:01:07.764

19		1.Tim SUMMERS 2.James COTTINGHAM		ROVER Vitesse TC1			
1	1	1:43.105	32.540	36.026	34.539	132.7	1:43.105
2	1	1:35.812	25.753	35.587	34.472	142.8	3:18.917
3	1	1:36.100	26.528	35.112	34.460	142.4	4:55.017
4	1	1:36.170	26.437	35.201	34.532	142.3	6:31.187
5	1	1:36.294	26.531	35.260	34.503	142.1	8:07.481
6	1	1:36.998	26.352	36.644	34.002	141.1	9:44.479
7	1	1:36.073	26.336	35.205	34.532	142.4	11:20.552
8	1	1:34.670	26.001	34.774	33.895	144.5	12:55.222
9	1	1:35.429	25.945	35.140	34.344	143.4	14:30.651
10	1	1:35.323	25.915	35.021	34.387	143.5	16:05.974
11	1	1:35.680	26.280	35.045	34.355	143.0	17:41.654
12	1	1:35.782	26.045	35.472	34.265	142.9	19:17.436
13	1	1:35.665	26.148	35.211	34.306	143.0	20:53.101
14	1	1:37.795	26.492	36.956	34.347	139.9	22:30.896
15	1	1:35.769	26.193	35.376	34.200	142.9	24:06.665
16	1	1:36.285	26.196	35.357	34.732	142.1	25:42.950
17	1	2:59.462 B	26.201	35.547	1:57.714	76.2	28:42.412
18	1	1:41.063	31.232	35.970	33.861	135.4	30:23.475
19	1	1:36.517	26.243	36.048	34.226	141.8	31:59.992
20	1	1:35.213	25.197	36.330	33.686	143.7	33:35.205
21	1	1:34.667	25.877	35.159	33.631	144.5	35:09.872
22	1	1:34.080	25.443	35.143	33.494	145.4	36:43.952

22		1.Andrew BEVERLEY		VOLVO 240 Turbo TC1			
1	1	1:46.432	34.649	36.639	35.144	128.6	1:46.432
2	1	1:35.939	26.289	35.045	34.605	142.6	3:22.371
3	1	1:35.837	26.403	35.205	34.229	142.8	4:58.208
4	1	1:35.642	26.259	35.286	34.097	143.1	6:33.850
5	1	1:35.862	26.270	35.207	34.385	142.7	8:09.712
6	1	1:35.958	26.518	35.330	34.110	142.6	9:45.670
7	1	1:37.500	26.871	36.391	34.238	140.3	11:23.170
8	1	1:35.388	26.128	35.153	34.107	143.5	12:58.558
9	1	1:35.888	26.230	35.534	34.124	142.7	14:34.446
10	1	1:35.748	26.270	35.544	33.934	142.9	16:10.194
11	1	1:35.607	26.376	35.179	34.052	143.1	17:45.801
12	1	1:34.831	25.858	34.851	34.122	144.3	19:20.632
13	1	1:35.558	26.320	35.200	34.038	143.2	20:56.190
14	1	1:37.008	27.156	35.398	34.454	141.1	22:33.198
15	1	1:36.412	26.378	35.542	34.492	141.9	24:09.610
16	1	1:36.118	26.260	35.716	34.142	142.4	25:45.728
17	1	1:36.385	26.181	35.810	34.394	142.0	27:22.113
18	1	1:35.780	25.840	35.633	34.307	142.9	28:57.893
19	1	2:58.986 B	27.504	36.151	1:55.331	76.5	31:56.879
20	1	1:42.769	32.027	36.206	34.536	133.1	33:39.648

23		1.Robert BOOS 2.Pascal GOURY		BMW 635 CSi TC1			
1	1	1:47.923	35.197	37.679	35.047	126.8	1:47.923
2	1	1:39.888	26.955	37.725	35.208	137.0	3:27.811
3	1	1:39.654	27.175	37.259	35.220	137.3	5:07.465
4	1	1:39.337	27.362	36.593	35.382	137.7	6:46.802
5	1	1:39.609	26.806	36.834	35.969	137.4	8:26.411
6	1	1:40.573	27.463	37.156	35.954	136.1	10:06.984
7	1	1:39.423	27.055	36.875	35.493	137.6	11:46.407
8	1	1:40.248	27.861	36.918	35.469	136.5	13:26.655
9	1	1:39.997	27.471	36.696	35.830	136.8	15:06.652
10	1	1:39.352	26.945	36.907	35.500	137.7	16:46.004
11	1	1:40.268	27.599	37.490	35.179	136.5	18:26.272
12	1	1:39.499	26.935	37.050	35.514	137.5	20:05.771
13	1	1:38.560	26.950	36.549	35.061	138.8	21:44.331
14	1	1:39.303	26.901	37.172	35.230	137.8	23:23.634
15	1	1:38.883	26.946	36.530	35.407	138.4	25:02.517
16	1	3:46.995 B	26.721	36.578	2:43.696	60.3	28:49.512
17	1	1:52.072	35.586	38.701	37.785	122.1	30:41.584
18	1	1:43.704	28.582	38.356	36.766	131.9	32:25.288
19	1	1:41.404	27.772	37.383	36.249	134.9	34:06.692
20	1	1:41.315	27.797	37.257	36.261	135.1	35:48.007
21	1	1:41.976	27.431	37.905	36.640	134.2	37:29.983
22	1	1:42.991	27.904	38.525	36.562	132.9	39:12.974
23	1	1:41.301	27.644	37.548	36.109	135.1	40:54.275
24	1	1:41.352	27.430	37.428	36.494	135.0	42:35.627
25	1	1:41.134	27.750	37.176	36.208	135.3	44:16.761
26	1	1:42.852	27.599	37.530	37.723	133.0	45:59.613
27	1	1:41.518	28.014	37.222	36.282	134.8	47:41.131
28	1	1:41.461	27.390	37.549	36.522	134.9	49:22.592
29	1	1:41.566	27.617	37.655	36.294	134.7	51:04.158
30	1	1:43.161	27.258	38.229	37.674	132.6	52:47.319
31	1	1:42.996	27.750	38.887	36.359	132.9	54:30.315
32	1	1:42.743	27.406	38.127	37.210	133.2	56:13.058
33	1	1:42.859	27.592	38.970	36.297	133.0	57:55.917
34	1	1:41.581	27.396	37.767	36.418	134.7	59:37.498
35	1	1:40.350	26.872	37.755	35.723	136.4	1:01:17.848



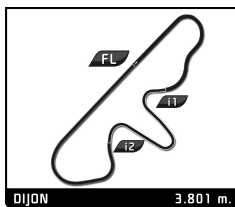


# HERITAGE TOURING CUP GRAND PRIX DE L'AGE D'OR RACE

Analysis

										Personal Best		Session Best		B Crossing the finish line in pit lane		
Lap	D	Time	Sector 1	Sector 2	Sector 3	Kph	Elapsed	Lap	D	Time	Sector 1	Sector 2	Sector 3	Kph	Elapsed	
<b>30</b>								BMW 2002 TI TC1								
1.Christian TRABER								2.Nicolas TRABER								
1	1	1:49.722	36.006	37.542	36.174	124.7	1:49.722	18	1	1:52.036	33.864	39.720	38.452	122.1	32:13.470	
2	1	2:49.287 B	26.792	40.772	1:41.723	80.8	4:39.009	19	1	1:44.647	27.732	38.488	38.427	130.8	33:58.117	
3	1	1:44.505	31.374	36.349	36.782	130.9	6:23.514	20	1	1:48.617	28.672	41.497	38.448	126.0	35:46.734	
4	1	1:40.444	27.111	36.705	36.628	136.2	8:03.958	21	1	1:45.815	27.810	39.369	38.636	129.3	37:32.549	
5	1	1:39.626	26.838	36.336	36.452	137.3	9:43.584	22	1	1:43.628	28.164	37.989	37.475	132.0	39:16.177	
6	1	1:42.546	28.635	37.648	36.263	133.4	11:26.130	23	1	1:43.113	27.509	38.009	37.595	132.7	40:59.290	
7	1	1:39.716	26.826	36.426	36.464	137.2	13:05.846	24	1	1:45.318	28.135	38.769	38.414	129.9	42:44.608	
8	1	1:40.097	26.679	36.830	36.588	136.7	14:45.943	25	1	1:44.568	28.366	37.896	38.306	130.9	44:29.176	
9	1	1:40.881	27.144	36.670	37.067	135.6	16:26.824	26	1	1:43.683	27.776	38.126	37.781	132.0	46:12.859	
10	1	1:40.610	27.010	36.661	36.939	136.0	18:07.434	27	1	1:42.894	27.651	37.494	37.749	133.0	47:55.753	
11	1	1:41.045	27.200	36.733	37.112	135.4	19:48.479	28	1	1:44.615	27.658	39.573	37.384	130.8	49:40.368	
12	1	1:41.449	27.082	37.124	37.243	134.9	21:29.928	29	1	1:43.641	27.694	38.108	37.839	132.0	51:24.009	
13	1	1:41.138	27.173	36.763	37.202	135.3	23:11.066	30	1	1:45.938	28.496	39.670	37.772	129.2	53:09.947	
14	1	1:41.873	27.332	37.284	37.257	134.3	24:52.939	31	1	1:44.675	28.891	37.844	37.940	130.7	54:54.622	
15	1	1:41.376	26.894	37.082	37.400	135.0	26:34.315	32	1	1:44.511	27.561	38.675	38.275	130.9	56:39.133	
16	1	3:16.398 B	27.232	38.204	2:10.962	69.7	29:50.713	33	1	1:45.567	28.201	39.110	38.256	129.6	58:24.700	
17	1	1:57.550	37.095	41.891	38.564	116.4	31:48.263	34	1	1:45.364	27.734	39.147	38.483	129.9	1:00:10.064	
18	1	1:49.187	29.245	41.144	38.798	125.3	33:37.450	35	1	1:49.613	30.143	39.276	40.194	124.8	1:01:59.677	
19	1	1:47.047	29.536	39.417	38.094	127.8	35:24.497								Ford Capri RS 3100 Cologne TC1	
20	1	1:44.909	28.166	38.643	38.100	130.4	37:09.406	<b>44</b>							1.David FERRER	
21	1	1:45.212	28.595	38.811	37.806	130.1	38:54.618	2. MR JOHN OF B								
22	1	1:44.635	28.352	38.523	37.760	130.8	40:39.253	1	1	1:41.631	32.155	35.449	34.027	134.6	1:41.631	
23	1	1:45.253	28.303	38.808	38.142	130.0	42:24.506	2	1	1:35.015	26.003	35.383	33.629	144.0	3:16.646	
24	1	1:45.393	28.458	38.644	38.291	129.8	44:09.899	3	1	1:34.670	25.904	35.035	33.731	144.5	4:51.316	
25	1	1:45.799	28.659	38.843	38.297	129.3	45:55.698	4	1	1:34.420	26.042	34.652	33.726	144.9	6:25.736	
26	1	1:45.415	28.438	39.094	37.883	129.8	47:41.113	5	1	1:34.218	25.977	34.719	33.522	145.2	7:59.954	
27	1	1:45.002	28.137	38.609	38.256	130.3	49:26.115	6	1	1:35.112	26.025	35.033	34.054	143.9	9:35.066	
28	1	1:45.212	28.233	38.701	38.278	130.1	51:11.327	7	1	1:34.492	25.882	34.779	33.831	144.8	11:09.558	
29	1	1:46.448	29.485	38.847	38.116	128.5	52:57.775	8	1	1:34.871	26.248	34.748	33.875	144.2	12:44.429	
30	1	1:47.311	28.085	39.519	39.707	127.5	54:45.086	9	1	1:34.450	25.678	34.877	33.895	144.9	14:18.879	
31	1	1:47.490	29.012	39.550	38.928	127.3	56:32.576	10	1	1:35.838	26.979	34.915	33.944	142.8	15:54.717	
32	1	1:45.051	28.620	38.392	38.039	130.3	58:17.627	11	1	1:34.588	25.603	35.129	33.856	144.7	17:29.305	
33	1	1:44.444	28.105	38.088	38.251	131.0	1:00:02.071	12	1	1:34.981	25.520	35.314	34.147	144.1	19:04.286	
34	1	1:44.877	28.277	38.433	38.167	130.5	1:01:46.948	13	1	1:34.972	25.638	35.276	34.058	144.1	20:39.258	
								ALFA ROMEO 1750 GTAM TC1								
<b>42</b>								1.Patrick WILWERT								
2.Tom MAILLIET																
1	1	1:53.237	37.806	38.054	37.377	120.8	1:53.237	14	1	1:34.411	25.936	35.006	33.469	144.9	22:13.669	
2	1	1:42.404	27.578	37.119	37.707	133.6	3:35.641	15	1	1:35.909	27.148	35.241	33.520	142.7	23:49.578	
3	1	1:41.621	27.863	36.562	37.196	134.7	5:17.262	16	1	1:34.596	25.536	35.273	33.787	144.7	25:24.174	
4	1	1:41.179	27.457	36.675	37.047	135.2	6:58.441	17	1	1:35.015	26.124	35.235	33.656	144.0	26:59.189	
5	1	1:41.285	27.265	36.814	37.206	135.1	8:39.726	18	1	1:34.673	25.671	34.894	34.108	144.5	28:33.862	
6	1	1:41.659	27.265	37.071	37.323	134.6	10:21.385	19	1	2:56.477 B	25.883	35.224	1:55.370	77.5	31:30.339	
7	1	1:40.967	27.328	36.739	36.900	135.5	12:02.352	20	1	1:42.834	33.318	35.562	33.954	133.1	33:13.173	
8	1	1:41.393	27.452	36.672	37.269	135.0	13:43.745	21	1	1:35.991	26.342	35.274	34.375	142.6	34:49.164	
9	1	1:41.957	27.524	36.806	37.627	134.2	15:25.702	22	1	1:37.341	26.371	37.045	33.925	140.6	36:26.505	
10	1	1:41.872	27.631	36.440	37.801	134.3	17:07.574	23	1	1:35.892	26.115	35.944	33.833	142.7	38:02.397	
11	1	1:41.774	27.772	36.599	37.403	134.5	18:49.348	24	1	1:35.387	25.749	35.615	34.023	143.5	39:37.784	
12	1	1:41.381	27.732	36.566	37.083	135.0	20:30.729								BMW 320 TC1	
13	1	1:40.866	27.158	36.685	37.023	135.7	22:11.595	<b>51</b>							1.Benjamin PORON	
14	1	1:43.101	27.184	38.839	37.078	132.7	23:54.696	1							1:54.220	
15	1	1:40.695	27.091	36.417	37.187	135.9	25:35.391	2							1:43.868	
16	1	1:40.371	27.240	36.438	36.693	136.3	27:15.762	3							1:43.201	
17	1	3:05.672 B	27.709	36.500	2:01.463	73.7	30:21.434	4							1:42.846	
								MERCEDES 350 SLC TC1								
<b>54</b>								1.Augustin COCHIN								
1	1	1:58.636	39.787	39.164	39.685	115.3	1:58.636									





# HERITAGE TOURING CUP GRAND PRIX DE L'AGE D'OR RACE

Analysis

■ Personal Best ■ Session Best B Crossing the finish line in pit lane

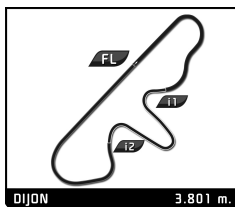
Lap	D	Time	Sector 1	Sector 2	Sector 3	Kph	Elapsed	Lap	D	Time	Sector 1	Sector 2	Sector 3	Kph	Elapsed
2	1	1:50.610	31.304	39.742	39.564	123.7	3:49.246	31	1	1:42.026	27.574	37.342	37.110	134.1	53:56.410
3	1	1:50.658	31.482	39.235	39.941	123.7	5:39.904	32	1	1:42.132	27.452	37.370	37.310	134.0	55:38.542
4	1	1:49.165	30.717	38.797	39.651	125.3	7:29.069	33	1	1:42.358	27.725	37.340	37.293	133.7	57:20.900
5	1	1:49.112	30.601	38.619	39.892	125.4	9:18.181	34	1	1:42.031	27.438	37.332	37.261	134.1	59:02.931
6	1	1:47.472	30.041	38.549	38.882	127.3	11:05.653	35	1	1:42.807	27.766	37.964	37.077	133.1	1:00:45.738
7	1	1:48.872	31.520	38.271	39.081	125.7	12:54.525	36	1	1:42.895	27.446	37.435	38.014	133.0	1:02:28.633
8	1	1:50.388	30.094	40.327	39.967	124.0	14:44.913								
9	1	1:47.440	30.992	38.055	38.393	127.4	16:32.353								
10	1	1:47.018	29.568	38.702	38.748	127.9	18:19.371								
11	1	1:47.353	30.268	38.342	38.743	127.5	20:06.724								
12	1	1:45.211	29.178	38.474	37.559	130.1	21:51.935								
13	1	1:45.373	29.248	38.217	37.908	129.9	23:37.308								
14	1	1:45.339	28.912	38.287	38.140	129.9	25:22.647								
15	1	1:46.729	30.859	37.962	37.908	128.2	27:09.376								
16	1	1:44.688	29.422	37.631	37.635	130.7	28:54.064								
17	1	1:48.809	30.835	39.589	38.385	125.8	30:42.873								
18	1	3:05.473 B	28.914	38.262	1:58.297	73.8	33:48.346								
19	1	1:52.782	34.444	40.332	38.006	121.3	35:41.128								
20	1	1:45.571	29.593	37.766	38.212	129.6	37:26.699								
21	1	1:45.770	29.472	38.145	38.153	129.4	39:12.469								
22	1	1:44.858	29.488	37.690	37.680	130.5	40:57.327								
23	1	1:47.502	29.673	38.640	39.189	127.3	42:44.829								
24	1	1:45.286	29.326	37.924	38.036	130.0	44:30.115								
25	1	1:43.554	28.888	37.411	37.255	132.1	46:13.669								

59		1. Lucien GUITTENY		ALFA ROMEO 1750 GTAM		TC1	
1	1	1:51.826	36.572	38.244	37.010	122.4	1:51.826
2	1	1:42.172	27.412	37.427	37.333	133.9	3:33.998
3	1	1:41.043	27.388	36.867	36.788	135.4	5:15.041
4	1	1:40.875	27.382	37.022	36.471	135.6	6:55.916
5	1	1:40.463	27.323	36.666	36.474	136.2	8:36.379
6	1	1:40.508	27.346	36.807	36.355	136.1	10:16.887
7	1	1:40.011	26.896	36.696	36.419	136.8	11:56.898
8	1	1:41.461	27.424	36.777	37.260	134.9	13:38.359
9	1	1:40.708	27.007	37.025	36.676	135.9	15:19.067
10	1	1:40.575	27.271	36.731	36.573	136.1	16:59.642
11	1	1:40.250	26.838	36.811	36.601	136.5	18:39.892
12	1	1:40.363	27.037	36.630	36.696	136.3	20:20.255
13	1	1:40.655	27.089	36.993	36.573	135.9	22:00.910
14	1	1:40.544	27.261	36.711	36.572	136.1	23:41.454
15	1	1:41.342	27.116	37.239	36.987	135.0	25:22.796
16	1	1:41.826	27.215	38.043	36.568	134.4	27:04.622
17	1	2:59.679 B	27.187	37.441	1:55.051	76.2	30:04.301
18	1	1:47.274	33.659	36.776	36.839	127.6	31:51.575
19	1	1:41.597	27.108	37.839	36.650	134.7	33:33.172
20	1	1:41.025	27.478	36.989	36.558	135.4	35:14.197
21	1	1:41.460	27.587	37.511	36.362	134.9	36:55.657
22	1	1:42.346	28.490	37.141	36.715	133.7	38:38.003
23	1	1:40.617	27.154	36.703	36.760	136.0	40:18.620
24	1	1:43.251	28.124	37.545	37.582	132.5	42:01.871
25	1	1:41.948	27.556	37.112	37.280	134.2	43:43.819
26	1	1:41.201	27.437	36.980	36.784	135.2	45:25.020
27	1	1:42.134	27.509	37.470	37.155	134.0	47:07.154
28	1	1:42.497	27.528	37.684	37.285	133.5	48:49.651
29	1	1:42.112	27.350	37.544	37.218	134.0	50:31.763
30	1	1:42.621	27.677	37.849	37.095	133.3	52:14.384

72		1. Fabrice MESTROT		FORD Escort 1600 RS		TC1	
1	1	1:46.778	35.401	36.129	35.248	128.1	1:46.778
2	1	1:37.104	26.359	35.985	34.760	140.9	3:23.882
3	1	1:45.885	26.221	42.771	36.893	129.2	5:09.767
4	1	1:43.110	27.661	39.384	36.065	132.7	6:52.877
5	1	1:39.706	26.987	37.369	35.350	137.2	8:32.583
6	1	1:41.700	26.674	39.645	35.381	134.5	10:14.283
7	1	1:37.643	26.641	36.114	34.888	140.1	11:51.926
8	1	1:38.372	27.104	36.296	34.972	139.1	13:30.298
9	1	1:37.081	26.357	36.267	34.457	141.0	15:07.379
10	1	1:40.530	26.588	38.742	35.200	136.1	16:47.909
11	1	1:39.626	26.456	37.794	35.376	137.3	18:27.535
12	1	1:39.230	26.207	37.780	35.243	137.9	20:06.765
13	1	1:40.638	26.286	39.597	34.755	136.0	21:47.403
14	1	1:37.623	26.508	36.505	34.610	140.2	23:25.026
15	1	1:37.597	26.600	36.088	34.909	140.2	25:02.623
16	1	1:39.060	27.168	36.409	35.483	138.1	26:41.683
17	1	1:37.535	26.434	36.101	35.000	140.3	28:19.218
18	1	3:07.251 B	26.896	36.183	2:04.172	73.1	31:26.469
19	1	1:53.290	36.509	38.753	38.028	120.8	33:19.759
20	1	1:48.720	28.108	41.182	39.430	125.9	35:08.479
21	1	1:45.119	28.882	38.259	37.978	130.2	36:53.598
22	1	1:50.895	30.443	41.396	39.056	123.4	38:44.493
23	1	1:50.647	28.592	41.312	40.743	123.7	40:35.140
24	1	1:53.785	29.207	43.818	40.760	120.3	42:28.925
25	1	1:48.431	28.877	40.472	39.082	126.2	44:17.356
26	1	1:44.164	28.277	38.666	37.221	131.4	46:01.520
27	1	1:45.930	28.091	39.918	37.921	129.2	47:47.450
28	1	1:42.301	28.347	36.728	37.226	133.8	49:29.751
29	1	1:40.582	27.781	36.481	36.320	136.0	51:10.333
30	1	1:42.135	27.770	37.994	36.371	134.0	52:52.468
31	1	1:43.475	27.521	39.049	36.905	132.2	54:35.943
32	1	1:43.520	28.373	37.673	37.474	132.2	56:19.463
33	1	1:44.703	27.682	39.501	37.520	130.7	58:04.166
34	1	1:45.390	27.746	39.951	37.693	129.8	59:49.556
35	1	1:45.299	27.504	39.873	37.922	129.9	1:01:34.855

73		1. Claude BOISSY		FORD Escort 2000 RS		TC1	
1	1	1:39.320	31.250	34.363	33.707	137.8	1:39.320
2	1	1:35.753	26.319	35.380	34.054	142.9	3:15.073
3	1	1:35.048	25.848	35.113	34.087	144.0	4:50.121
4	1	1:34.225	25.763	34.738	33.724	145.2	6:24.346
5	1	1:35.182	25.838	35.242	34.102	143.8	7:59.528
6	1	1:35.786	25.851	35.280	34.655	142.9	9:35.314
7	1	1:35.043	26.102	35.331	33.610	144.0	11:10.357
8	1	1:35.140	25.791	35.699	33.650	143.8	12:45.497
9	1	1:34.438	25.629	35.257	33.552	144.9	14:19.935
10	1	1:35.226	26.161	35.391	33.674	143.7	15:55.161





# HERITAGE TOURING CUP GRAND PRIX DE L'AGE D'OR RACE

## Analysis

							<span style="color: green;">■</span> Personal Best <span style="color: purple;">■</span> Session Best <span style="color: black;">■</span> Crossing the finish line in pit lane								
Lap	D	Time	Sector 1	Sector 2	Sector 3	Kph	Elapsed	Lap	D	Time	Sector 1	Sector 2	Sector 3	Kph	Elapsed
11	1	1:34.583	25.461	35.625	33.497	144.7	17:29.744	28	1	1:35.613	25.844	35.291	34.478	143.1	46:43.218
12	1	1:35.896	25.305	36.780	33.811	142.7	19:05.640	29	1	1:34.792	25.621	35.104	34.067	144.4	48:18.010
13	1	1:34.000	25.451	34.985	33.564	145.6	20:39.640	30	1	1:35.402	25.534	35.194	34.674	143.4	49:53.412
14	1	1:34.473	25.797	35.429	33.247	144.8	22:14.113	31	1	1:36.688	26.877	35.435	34.376	141.5	51:30.100
15	1	1:34.569	25.490	35.518	33.561	144.7	23:48.682	32	1	1:35.725	25.566	35.569	34.590	142.9	53:05.825
16	1	1:35.913	25.842	35.936	34.135	142.7	25:24.595	33	1	1:35.888	26.133	35.288	34.467	142.7	54:41.713
17	1	1:36.609	26.158	35.884	34.567	141.6	27:01.204	34	1	1:34.649	25.516	35.003	34.130	144.6	56:16.362
18	1	3:11.290 <b>B</b>	25.951	35.445	2:09.894	71.5	30:12.494	35	1	1:36.371	25.605	35.691	35.075	142.0	57:52.733
19	1	1:41.151	30.921	35.577	34.653	135.3	31:53.645	36	1	1:35.047	25.625	35.083	34.339	144.0	59:27.780
20	1	1:36.126	26.125	35.546	34.455	142.4	33:29.771	37	1	1:35.033	25.556	35.067	34.410	144.0	1:01:02.813
21	1	1:36.739	26.099	35.699	34.941	141.4	35:06.510								
22	1	1:35.646	26.183	35.408	34.055	143.1	36:42.156								
23	1	1:36.062	25.953	35.523	34.586	142.4	38:18.218								
24	1	1:35.422	25.840	35.195	34.387	143.4	39:53.640								
25	1	1:36.839	26.595	35.863	34.381	141.3	41:30.479								
26	1	1:36.347	26.112	35.526	34.709	142.0	43:06.826								
27	1	1:36.988	26.307	35.869	34.812	141.1	44:43.814								
28	1	1:36.889	26.341	35.850	34.698	141.2	46:20.703								
29	1	1:37.649	26.897	35.914	34.838	140.1	47:58.352								
30	1	1:37.346	26.523	35.677	35.146	140.6	49:35.698								
31	1	1:36.569	26.549	35.566	34.454	141.7	51:12.267								
32	1	1:36.849	26.441	35.902	34.506	141.3	52:49.116								
33	1	1:37.192	26.337	36.261	34.594	140.8	54:26.308								
34	1	1:36.742	26.256	36.053	34.433	141.4	56:03.050								
35	1	1:36.815	26.069	35.796	34.950	141.3	57:39.865								
36	1	1:36.668	26.280	35.778	34.610	141.6	59:16.533								
37	1	1:36.585	25.999	35.802	34.784	141.7	1:00:53.118								

							BMW 3.0 CSL TC1	
<b>92</b>		1. Jean-Claude BASSO						
		2. Ronald BASSO						
1	1	1:49.145	36.823	37.002	35.320	125.4	1:49.145	
2	1	1:37.543	26.322	35.783	35.438	140.3	3:26.688	
3	1	1:37.766	26.923	35.660	35.183	140.0	5:04.454	
4	1	1:36.491	25.947	35.412	35.132	141.8	6:40.945	
5	1	1:36.204	26.048	35.214	34.942	142.2	8:17.149	
6	1	1:35.952	25.782	35.698	34.472	142.6	9:53.101	
7	1	1:35.695	25.693	35.166	34.836	143.0	11:28.796	
8	1	1:36.083	26.388	35.354	34.341	142.4	13:04.879	
9	1	1:36.898	25.661	35.625	35.612	141.2	14:41.777	
10	1	1:36.657	25.941	35.304	35.412	141.6	16:18.434	
11	1	1:35.644	25.764	35.047	34.833	143.1	17:54.078	
12	1	1:36.446	26.175	35.406	34.865	141.9	19:30.524	
13	1	1:36.249	25.846	35.025	35.378	142.2	21:06.773	
14	1	1:37.005	25.938	35.509	35.558	141.1	22:43.778	
15	1	1:36.913	26.031	35.903	34.979	141.2	24:20.691	
16	1	1:37.487	26.040	36.119	35.328	140.4	25:58.178	
17	1	3:06.131 <b>B</b>	26.488	35.746	2:03.897	73.5	29:04.309	
18	1	1:42.547	32.160	35.194	35.193	133.4	30:46.856	
19	1	1:36.758	25.919	35.675	35.164	141.4	32:23.614	
20	1	1:35.706	25.921	34.962	34.823	143.0	33:59.320	
21	1	1:35.960	26.243	35.352	34.365	142.6	35:35.280	
22	1	1:34.947	25.850	34.772	34.325	144.1	37:10.227	
23	1	1:35.940	25.884	35.232	34.824	142.6	38:46.167	
24	1	1:35.808	26.532	34.859	34.417	142.8	40:21.975	
25	1	1:35.254	25.879	35.008	34.367	143.7	41:57.229	
26	1	1:35.422	26.091	35.041	34.290	143.4	43:32.651	
27	1	1:34.954	25.676	34.825	34.453	144.1	45:07.605	

